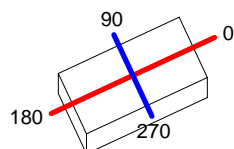


Luminaire		Measurem.		Lamp		
Code	6041	Code	6041	Code	1 led 350mA 3.7W	
Name	Wall lamp shelf with glass	Name	Wall lamp shelf with glass	Number	1	
Line	VIBIA-Suite	Date	25-04-2014	Position	Universal	
Efficiency	72.85%	Coordinate system	CG	Total Flux	426.00 lm	
Maximum value	130.70 cd/klm	Position	C=330.00 G=170.00	Asymmetrical		
Rectangular Luminaire	Length	160 mm	Width	320 mm	Height	140 mm
Rectangular Luminous Area	Length	160 mm	Width	320 mm	Height	80 mm
Horizontal Luminous Area	0.051200 m2	Emitting area on Plane 180°		0.012800 m2		
Emitting area on Plane 0°	0.012800 m2	Emitting area on Plane 270°		0.025600 m2		
Emitting area on Plane 90°	0.025600 m2	Glare area at 76°		0.024806 m2		
Symmetry Type	Asymmetrical	Maximum Gamma Angle		180		
Measurement Distance	6.44	Measurement Flux		426.00 lm		
Operator	Asselum T2	Source voltage		230.00 V		
Temperature	20.00 °C	Source current		Prc		
Humidity	58.00 %	Photocell				
Notes						

Luminaire Lamps					
Line	Code	Name	Flux [lm]	Pow. [W]	Q.ty
- VIBIA	1 led 350mA 3.7W	1 led 350mA 3.7W	426.00	4.00	1
C.I.E.	8 26 58 24 73	D DIN 5040			
F UTE	--	B NBN	D13	BZ 10	

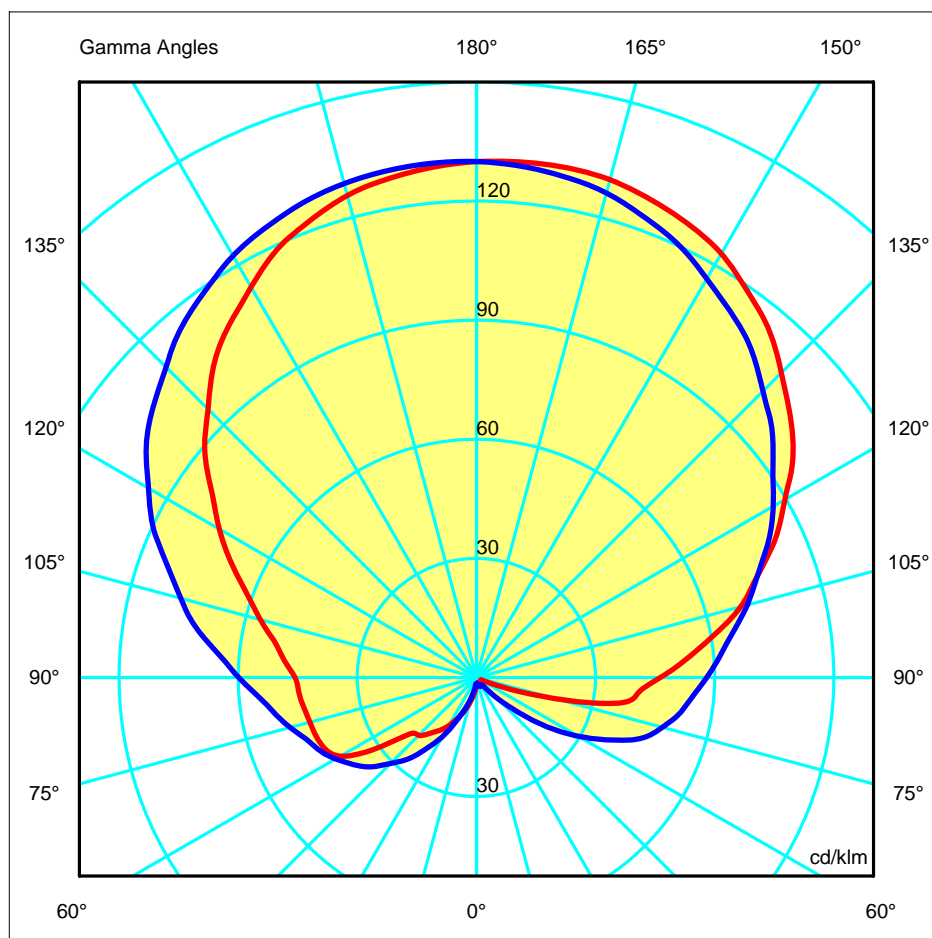
160mm x 320mm



C Halfplanes

180.0 — 0.0
 270.0 — 90.0

ULOR 55.17 %
 DLOR 17.68 %
 RN 75.74 %



Luminaire		Measur.										Lamp	
Code	6041	Code 6041										Code	1 led 350mA 3.7W
Name	Wall lamp shelf with glass	Name Wall lamp shelf with glass										Number	1
Line	VIBIA-Suite	Date 25-04-2014										Position	Universal
Efficiency		72.85%		Coordinate system				CG		Total Flux		426.00 lm	
Luminous Intensity Table cd/klm Table 1/1													
	C 0.00	C 15.00	C 30.00	C 45.00	C 60.00	C 75.00	C 90.00	C 105.00	C 120.00	C 135.00	C 150.00	C 165.00	
G 0.0	2.13	2.13	2.13	2.13	2.13	2.13	2.13	2.13	2.13	2.13	2.13	2.13	
G 5.0	1.55	1.48	1.58	1.46	1.46	1.36	1.46	2.03	1.95	2.59	2.39	2.99	
G 10.0	1.45	1.37	1.46	1.43	1.39	1.36	1.66	2.62	2.64	3.59	3.20	4.40	
G 15.0	1.40	1.37	1.36	1.45	1.36	1.46	2.14	3.28	3.78	5.63	4.97	6.17	
G 20.0	1.36	1.37	1.36	1.37	1.36	1.46	2.34	3.76	5.20	8.32	7.49	8.67	
G 25.0	1.36	1.37	1.36	1.37	1.46	1.46	2.34	4.26	7.24	12.31	10.51	11.04	
G 30.0	1.36	1.37	1.36	1.37	1.46	1.46	2.24	4.80	9.36	15.58	15.10	14.29	
G 35.0	1.36	1.37	1.36	1.37	1.36	1.76	2.24	5.68	10.92	18.34	19.36	17.41	
G 40.0	1.30	1.37	1.36	1.37	1.57	4.09	3.28	8.69	13.22	21.65	24.59	20.82	
G 45.0	1.36	1.37	1.36	1.95	2.01	7.07	7.42	13.32	16.53	24.96	29.06	25.61	
G 50.0	1.26	1.27	1.27	5.19	4.66	8.96	13.03	20.03	22.02	29.21	32.60	30.14	
G 55.0	1.26	1.27	1.63	10.71	11.99	10.96	21.68	27.34	27.34	32.89	36.09	35.73	
G 60.0	1.26	1.27	4.22	20.37	23.98	14.59	29.52	34.11	32.66	36.71	38.66	40.41	
G 65.0	1.26	1.27	9.85	28.79	33.80	26.18	37.29	41.32	38.67	40.01	41.13	42.57	
G 70.0	7.23	7.83	20.39	39.04	42.74	44.60	44.49	45.36	42.33	42.24	42.49	43.22	
G 75.0	20.36	26.31	30.70	45.65	48.14	51.72	48.44	48.58	45.36	44.00	43.31	43.45	
G 80.0	36.83	39.54	42.18	49.89	51.35	54.34	51.97	51.00	47.22	45.42	43.97	43.83	
G 85.0	41.11	44.51	47.06	52.98	54.70	56.97	54.60	53.44	49.05	46.97	44.63	44.30	
G 90.0	46.33	48.98	50.28	56.30	57.63	60.76	57.97	56.74	51.54	48.99	45.72	45.36	
G 95.0	53.04	55.24	55.93	61.88	62.28	64.65	61.51	60.25	54.41	51.59	47.58	47.55	
G100.0	60.56	63.53	61.50	66.96	66.61	70.05	65.54	65.18	58.61	55.86	50.22	50.48	
G105.0	68.87	70.18	68.68	73.08	71.34	74.63	70.61	69.51	62.76	60.13	54.51	55.23	
G110.0	75.37	77.83	74.67	79.09	77.42	79.37	75.31	74.38	67.46	66.33	59.01	60.18	
G115.0	83.13	83.91	80.50	84.70	82.61	85.54	81.10	80.47	73.54	71.66	65.51	66.98	
G120.0	89.70	90.01	87.70	91.45	89.08	90.51	86.29	85.50	79.09	77.52	71.78	73.61	
G125.0	97.31	97.31	93.61	97.00	94.26	96.45	91.12	91.59	85.77	84.80	79.38	80.06	
G130.0	103.03	102.92	100.45	103.50	99.79	101.31	97.14	96.77	91.33	90.96	86.02	88.33	
G135.0	108.58	109.39	105.75	108.32	105.20	105.83	102.00	101.76	97.15	98.21	92.43	94.87	
G140.0	114.50	114.29	110.74	112.87	109.89	111.32	107.70	107.49	103.33	103.69	99.81	102.34	
G145.0	118.89	118.47	116.20	117.91	114.90	115.40	111.98	111.98	108.11	108.88	105.71	107.84	
G150.0	123.31	122.97	120.11	121.42	118.73	119.78	115.97	116.90	113.78	114.63	112.03	113.01	
G155.0	126.07	125.82	124.05	125.04	122.34	122.92	120.34	120.57	117.90	118.67	116.66	118.40	
G160.0	128.15	128.38	126.55	127.34	125.37	125.77	123.43	123.65	121.65	122.79	120.66	122.03	
G165.0	129.82	129.72	128.46	128.92	127.39	127.86	126.35	126.49	124.92	125.46	124.39	125.39	
G170.0	130.41	130.51	129.77	130.10	129.14	129.12	128.06	128.24	127.17	127.57	126.71	127.32	
G175.0	130.35	130.54	130.14	130.31	129.83	129.86	129.28	129.52	129.01	129.20	128.93	128.89	
G180.0	129.96	129.96	129.96	129.96	129.96	129.96	129.96	129.96	129.96	129.96	129.96	129.96	
	C 180.00	C 195.00	C 210.00	C 225.00	C 240.00	C 255.00	C 270.00	C 285.00	C 300.00	C 315.00	C 330.00	C 345.00	
G 0.0	2.13	2.13	2.13	2.13	2.13	2.13	2.13	2.13	2.13	2.13	2.13	2.13	
G 5.0	3.10	2.82	2.82	2.76	2.53	2.43	1.56	1.36	1.36	1.44	1.56	1.55	
G 10.0	4.78	4.19	5.02	3.78	4.66	3.21	3.00	1.78	1.63	1.36	1.37	1.45	
G 15.0	6.61	6.29	8.64	6.74	7.22	4.80	5.43	2.92	3.31	1.36	1.36	1.36	
G 20.0	9.16	9.46	12.19	10.08	10.52	8.17	8.40	5.66	5.80	3.16	1.89	1.36	
G 25.0	11.37	12.76	17.37	14.83	15.50	11.70	12.08	8.80	7.64	4.28	2.24	1.36	
G 30.0	14.03	16.10	21.91	19.24	20.01	16.84	17.26	13.17	9.12	4.35	2.18	1.36	
G 35.0	16.24	20.92	25.98	23.84	25.52	21.33	21.71	16.47	9.37	4.57	3.45	1.69	
G 40.0	18.37	25.35	30.75	28.50	29.77	25.67	26.78	19.00	10.13	6.06	6.68	2.59	
G 45.0	20.60	30.41	34.00	32.41	33.51	30.69	30.57	20.49	12.36	11.17	10.86	3.26	
G 50.0	22.21	34.35	37.14	36.40	37.29	34.36	34.97	20.30	15.98	17.73	14.69	4.01	
G 55.0	31.51	37.99	39.16	38.85	39.90	38.30	38.11	18.40	24.53	24.59	19.20	5.68	
G 60.0	39.57	40.04	40.65	40.60	42.39	41.16	40.97	17.91	32.88	29.88	23.06	7.76	
G 65.0	42.18	41.41	42.28	42.39	43.97	43.81	43.57	18.75	38.97	33.20	28.12	10.92	
G 70.0	43.02	42.83	43.49	43.80	45.72	45.54	45.53	33.18	41.57	37.20	32.75	15.19	
G 75.0	43.45	43.78	45.23	45.77	48.42	47.56	48.61	44.77	44.01	39.61	36.91	24.80	
G 80.0	44.11	44.98	46.98	47.58	50.86	50.72	51.64	48.57	47.55	42.51	40.01	33.30	
G 85.0	44.87	46.03	49.14	50.57	54.33	53.84	55.10	51.78	51.12	45.46	43.27	38.85	
G 90.0	45.70	47.36	51.54	53.25	57.86	58.02	59.90	56.02	55.08	49.18	48.48	43.46	
G 95.0	48.54	49.97	54.95	56.84	63.36	62.49	64.98	61.09	61.50	54.99	54.02	48.85	
G100.0	51.58	53.10	59.79	62.27	68.47	67.69	71.60	66.58	67.46	60.80	60.20	56.80	
G105.0	56.38	57.95	64.67	67.31	73.93	74.09	77.16	73.57	74.83	68.36	68.48	63.81	
G110.0	61.47	62.78	71.02	73.80	80.55	79.79	82.88	79.68	80.88	74.80	75.55	70.61	
G115.0	68.10	68.00	76.64	79.18	85.95	86.52	89.90	86.86	88.04	81.41	83.98	79.23	
G120.0	74.77	75.23	82.11	84.55	92.16	91.84	95.38	92.43	94.20	89.19	90.59	85.95	
G125.0	81.39	81.57	89.38	91.12	97.61	96.93	101.53	98.03	100.03	95.42	97.49	93.90	
G130.0	89.37	88.95	94.88	96.46	102.41	102.98	106.25	104.44	106.47	102.49	104.21	99.95	
G135.0	95.60	95.06	101.53	102.48	107.83	107.36	110.57	109.25	111.50	107.92	109.70	105.60	
G140.0	102.93	101.91	106.67	107.27	111.88	112.40	115.46	114.52	116.68	112.94	115.61	112.05	
G145.0	108.49	107.61	111.35	111.73	116.42	116.05	118.98	118.19	120.34	118.06	119.84	116.94	
G150.0	113.53	112.69	116.65	116.51	119.80	119.36	122.65	121.49	123.45	121.78	123.74	121.61	
G155.0	118.94	117.88	120.28	120.12	122.67	122.95	125.18	124.84	126.61	125.40	126.75	124.80	
G160.0	122.50	121.52	123.87	123.71	125.54	125.28	127.36	126.98	128.42	127.55	128.68	127.44	
G165.0	125.72	124.69	126.16	125.92	127.40	127.54	128.81	128.78	129.83	129.28	130.20	129.07	
G170.0	127.59	127.02	127.96	127.97	128.89	128.80	129.60	129.70	130.40	130.15	130.70	130.07	
G175.0	128.99	128.73	129.24	129.28	129.54	129.66	130.06	130.06	130.41	130.32	130.55	130.33	
G180.0	129.96	129.96	129.96	129.96	129.96	129.96	129.96	129.96	129.96	129.96	129.96	129.96	

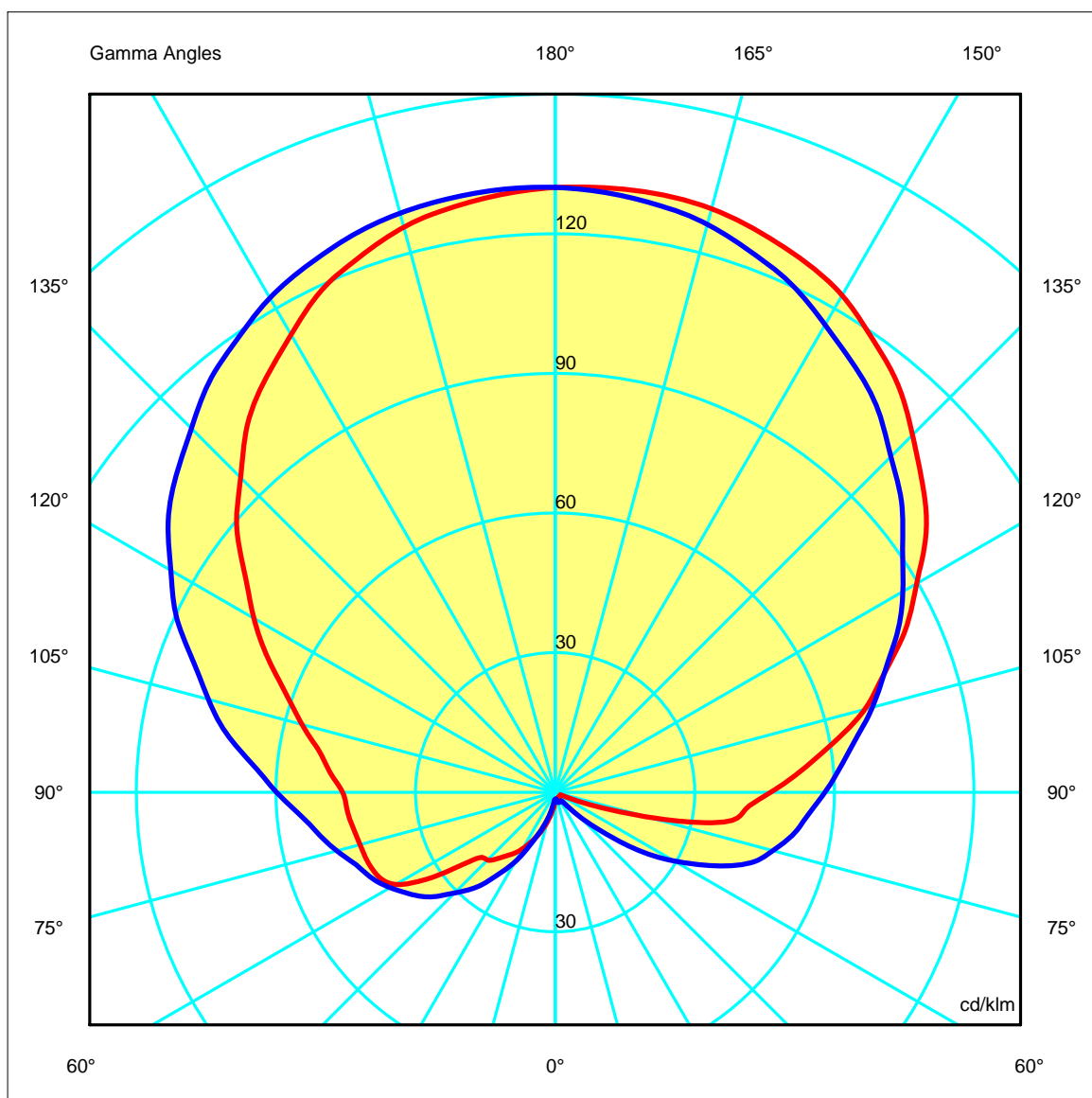
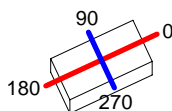
Luminaire		Measur.		Lamp	
Code	6041	Code	6041	Code	1 led 350mA 3.7W
Name	Wall lamp shelf with glass	Name	Wall lamp shelf with glass	Number	1
Line	VIBIA-Suite	Date	25-04-2014	Position	Universal
Efficiency	72.85%	Coordinate system	CG	Total Flux	426.00 lm

160mm x 320mm

C Halfplanes

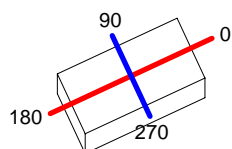
180.0 ————— 0.0

270.0 ————— 90.0



Luminaire		Measurem.		Lamp	
Code	6041	Code	6041	Code	1 led 350mA 3.7W
Name	Wall lamp shelf with glass	Name	Wall lamp shelf with glass	Number	1
Line	VIBIA-Suite	Date	25-04-2014	Position	Universal
Efficiency	72.85%	Coordinate system	CG	Total Flux	426.00 lm

160mm x 320mm



C Halfplanes

180.0 ————— 0.0
 270.0 ————— 90.0



Luminaire		Measurem.		Lamp	
Code	6041	Code	6041	Code	1 led 350mA 3.7W
Name	Wall lamp shelf with glass	Name	Wall lamp shelf with glass	Number	1
Line	VIBIA-Suite	Date	25-04-2014	Position	Universal
Efficiency	72.85%	Coordinate system	CG	Total Flux	426.00 lm

UGR
S = 0.250

Reflectancies										
Ceiling/Cavity	0.7	0.7	0.5	0.5	0.3	0.7	0.7	0.5	0.5	0.3
Walls	0.5	0.3	0.5	0.3	0.3	0.5	0.3	0.5	0.3	0.3
WorkingPlane	0.2	0.2	0.2	0.2	0.2	0.2	0.2	0.2	0.2	0.2
RoomDimensions	ViewedCrosswise					ViewedEndwise				
x=2H y=2H	3.4	4.1	4.5	5.3	5.5	2.1	2.8	3.2	3.9	5.5
x=2H y=3H	6.9	7.6	8.0	8.7	9.0	5.6	6.3	6.8	7.5	9.0
x=2H y=4H	8.7	9.3	9.8	10.4	11.1	7.7	8.4	8.9	9.5	11.1
x=2H y=6H	10.5	11.1	11.6	12.2	13.1	9.8	10.4	10.9	11.5	13.1
x=2H y=8H	11.4	12.0	12.6	13.1	14.1	10.8	11.4	12.0	12.5	14.1
x=2H y=12H	12.4	12.9	13.5	14.1	15.1	11.8	12.4	13.0	13.5	15.1
x=4H y=2H	4.4	5.0	5.5	6.1	6.8	3.4	4.0	4.5	5.2	6.8
x=4H y=3H	7.9	8.4	9.1	9.6	10.3	7.0	7.5	8.1	8.7	10.3
x=4H y=4H	9.8	10.2	10.9	11.4	12.3	9.1	9.5	10.2	10.7	12.3
x=4H y=6H	11.7	12.1	12.9	13.3	14.4	11.2	11.6	12.3	12.8	14.4
x=4H y=8H	12.7	13.1	13.9	14.3	15.5	12.2	12.6	13.4	13.8	15.5
x=4H y=12H	13.7	14.1	14.9	15.3	16.5	13.3	13.7	14.5	14.9	16.5
x=8H y=4H	10.3	10.7	11.5	11.9	13.0	9.7	10.1	10.9	11.3	13.0
x=8H y=6H	12.5	12.8	13.6	14.0	15.2	12.1	12.4	13.2	13.6	15.2
x=8H y=8H	13.6	13.9	14.8	15.1	16.4	13.3	13.6	14.5	14.8	16.4
x=8H y=12H	14.8	15.0	16.0	16.2	17.6	14.5	14.8	15.7	16.0	17.6
x=12H y=4H	10.5	10.8	11.7	12.0	13.1	9.9	10.3	11.1	11.4	13.1
x=12H y=6H	12.7	13.0	13.9	14.2	15.4	12.3	12.6	13.5	13.8	15.4
x=12H y=8H	13.9	14.1	15.1	15.3	16.7	13.6	13.8	14.8	15.0	16.7

Luminaire		Measur.		Lamp	
Code	6041	Code	6041	Code	1 led 350mA 3.7W
Name	Wall lamp shelf with glass	Name	Wall lamp shelf with glass	Number	1
Line	VIBIA-Suite	Date	25-04-2014	Position	Universal
Efficiency	72.85%	Coordinate system	CG	Total Flux	426.00 lm

Total Flux=426.00 Luminaire Flux=310.33

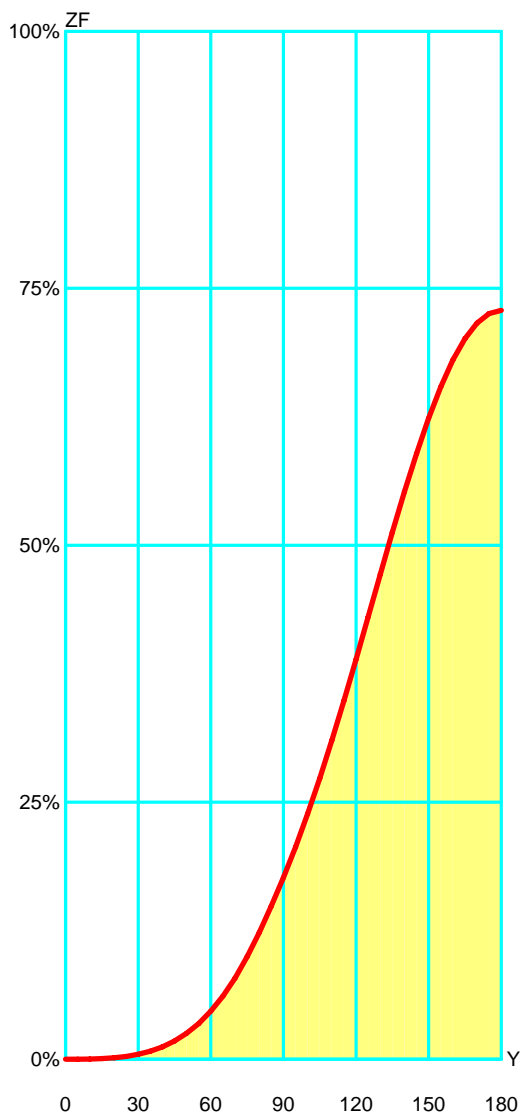
RI	0.60	0.80	1.00	1.25	1.50	2.00	2.50	3.00	4.00	5.00	10.00	20.00
DRR	0.05	0.08	0.12	0.16	0.20	0.28	0.34	0.39	0.47	0.53	0.69	0.81
RC	-	-	-	-	-	-	-	-	-	-	-	-

Zonal Flux per 1000 Lumen																		
Y°	10	20	30	40	50	60	70	80	90	100	110	120	130	140	150	160	170	180
ZF(Y)	0	1	5	12	25	47	79	123	177	239	310	389	472	552	624	680	716	728

CIE Flux Codes
8 26 58 24 73

C.I.E. -/-/-/-/-/-/-/-/-
D DIN 5040 D13
F UTE --
B NBN BZ 10
RN 75.73567 %
BLF 1.0

LOR 72.84828 %
ULOR 55.17213 %
DLOR 17.67615 %
UFF 75.73567 %
DFF 24.26433 %
FFR 312.12756 %



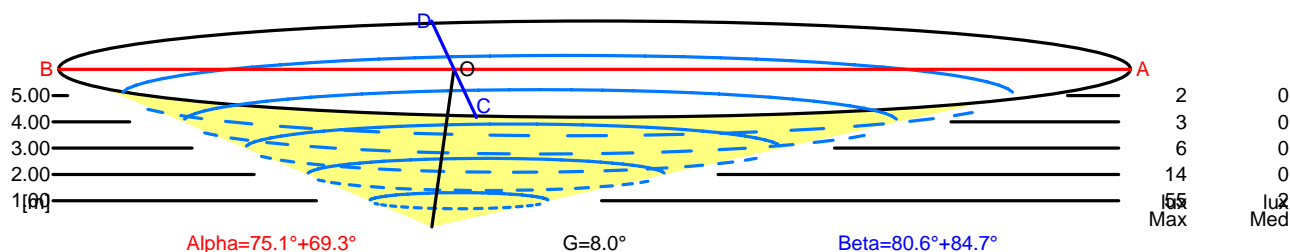
Zonal Flux				
Gamma °	Flux	Sum lm	Flux [%]	Sum [%]
0°	0.00	0.00	0.00 %	0.00 %
5°	0.05	0.05	0.01 %	0.01 %
10°	0.16	0.21	0.02 %	0.03 %
15°	0.38	0.59	0.05 %	0.08 %
20°	0.76	1.35	0.10 %	0.19 %
25°	1.34	2.69	0.18 %	0.37 %
30°	2.12	4.80	0.29 %	0.66 %
35°	3.06	7.86	0.42 %	1.08 %
40°	4.22	12.08	0.58 %	1.66 %
45°	5.67	17.75	0.78 %	2.44 %
50°	7.42	25.17	1.02 %	3.46 %
55°	9.55	34.72	1.31 %	4.77 %
60°	12.04	46.76	1.65 %	6.42 %
65°	14.65	61.41	2.01 %	8.43 %
70°	17.55	78.96	2.41 %	10.84 %
75°	20.70	99.66	2.84 %	13.68 %
80°	23.58	123.25	3.24 %	16.92 %
85°	25.83	149.07	3.55 %	20.46 %
90°	27.69	176.76	3.80 %	24.26 %
95°	29.78	206.54	4.09 %	28.35 %
100°	32.14	238.68	4.41 %	32.76 %
105°	34.58	273.26	4.75 %	37.51 %
110°	36.81	310.07	5.05 %	42.56 %
115°	38.76	348.83	5.32 %	47.88 %
120°	40.25	389.08	5.53 %	53.41 %
125°	41.16	430.24	5.65 %	59.06 %
130°	41.43	471.68	5.69 %	64.75 %
135°	40.87	512.55	5.61 %	70.36 %
140°	39.52	552.07	5.42 %	75.78 %
145°	37.32	589.39	5.12 %	80.91 %
150°	34.28	623.66	4.70 %	85.61 %
155°	30.48	654.15	4.18 %	89.80 %
160°	25.96	680.10	3.56 %	93.36 %
165°	20.82	700.92	2.86 %	96.22 %
170°	15.20	716.13	2.09 %	98.30 %
175°	9.25	725.38	1.27 %	99.57 %
180°	3.10	728.48	0.43 %	100.00 %

Luminaire		Measurem.		Lamp	
Code	6041	Code	6041	Code	1 led 350mA 3.7W
Name	Wall lamp shelf with glass	Name	Wall lamp shelf with glass	Number	1
Line	VIBIA-Suite	Date	25-04-2014	Position	Universal
Efficiency	72.85%	Coordinate system	CG	Total Flux	426.00 lm

Width at 50.00 % of Max Intensity

H[m]	1.00	2.00	3.00	4.00	5.00	H[m]	1.00	2.00	3.00	4.00	5.00
OA	4.29	8.58	12.87	17.16	21.45	OC	6.09	12.18	18.27	24.36	30.45
OB	2.51	5.01	7.52	10.02	12.53	OD	10.96	21.91	32.87	43.83	54.78

	Luminous Intensities [cd/klm]									
	0	5	15	25	35	45	55	65	75	85
OA	55.36	55.53	55.30	53.70	50.65	46.26	41.45	35.41	29.34	22.59
OB	55.36	54.95	53.56	50.67	46.21	40.73	34.67	29.01	24.02	20.68
OC	55.36	55.07	53.83	51.27	47.70	43.45	38.82	34.55	30.08	26.20
OD	55.36	55.40	54.87	53.32	50.69	47.10	43.25	38.30	32.87	27.68



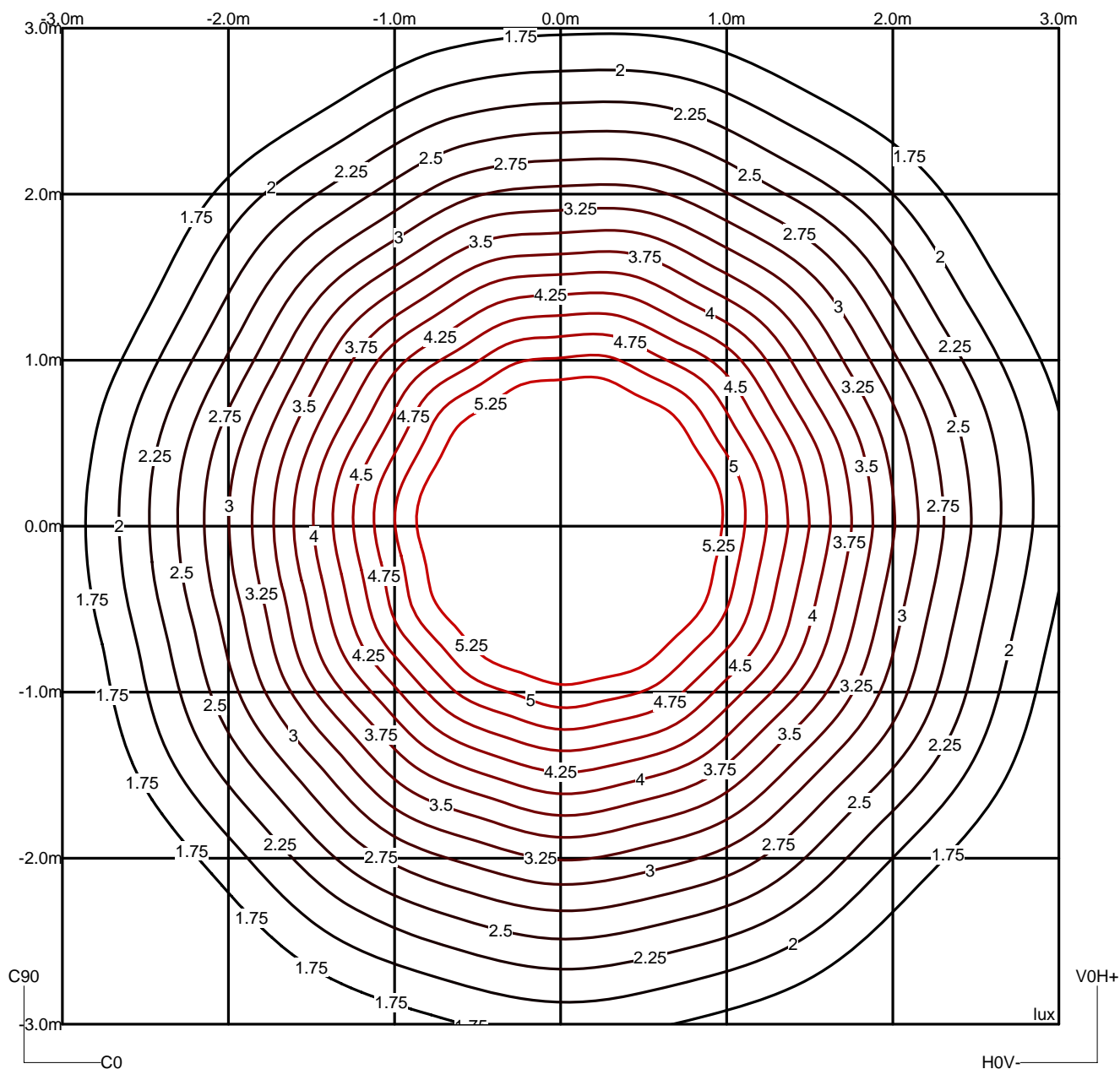
5.00	33.97	2	0	
4.00	27.18	3	0	
3.00	20.38	6	0	
2.00	13.59	14	0	
1.00	6.79	55	2	
H[m]	D[m]	Max lux	Med lux	Alpha=75.1°+69.3° G=8.0

5.00	85.23	2	0	
4.00	68.18	3	0	
3.00	51.14	6	0	
2.00	34.09	14	0	
1.00	17.05	55	2	
H[m]	D[m]	Max lux	Med lux	Beta=84.7°+80.6° G=0.0

Luminaire		Measurem.		Lamp	
Code	6041	Code	6041	Code	1 led 350mA 3.7W
Name	Wall lamp shelf with glass	Name	Wall lamp shelf with glass	Number	1
Line	VIBIA-Suite	Date	25-04-2014	Position	Universal
Efficiency	72.85%	Coordinate system	CG	Total Flux	426.00 lm

Isolux (Ceiling)

Luminaire position X=0.00m Y=0.00m Z=0.20m



Luminaire				Measur.				Lamp			
Code	6041			Code	6041			Code	1 led 350mA 3.7W		
Name	Wall lamp shelf with glass			Name	Wall lamp shelf with glass			Number	1		
Line	VIBIA-Suite			Date	25-04-2014			Position	Universal		
Efficiency	72.85%			Coordinate system	CG			Total Flux	426.00 lm		

Utilizations CIE																												
Mounting	Direct				Normalization				Normalised				Suspension Ratio				1/3				Standard CIE Settings							
Ceiling																												
K	8873	8773	8871	8771	7773	7771	7753	7553	7751	7551	7731	7331	7711	7111	5551	5531	5331	5511	5111	3331	3311	1111	0000					
0.60	533	478	513	463	455	442	419	356	411	351	390	294	375	256	327	315	278	305	244	264	258	223	207					
0.80	586	537	554	511	511	488	468	410	454	399	430	342	412	301	373	358	323	346	287	307	298	262	245					
1.00	622	579	579	542	550	519	505	451	484	435	458	377	438	336	407	390	357	376	321	340	330	294	276					
1.25	654	616	598	567	586	544	540	490	510	466	483	411	461	369	438	420	390	405	353	371	361	325	307					
1.50	677	643	610	583	612	561	566	520	528	489	501	436	479	396	461	442	415	427	379	396	385	350	331					
2.00	706	679	623	602	647	582	603	565	551	520	526	472	504	434	493	474	451	458	417	432	420	388	368					
2.50	725	702	629	612	670	593	629	595	566	539	542	496	521	460	513	495	475	480	444	456	445	414	394					
3.00	738	718	632	618	686	600	647	617	575	553	553	513	533	480	528	511	493	495	463	474	463	434	414					
4.00	753	738	634	624	706	608	673	648	587	569	567	536	550	507	546	531	517	517	491	499	488	462	441					
5.00	763	750	634	626	718	612	689	669	593	579	576	550	560	524	557	544	532	531	509	515	505	481	460					
10.00	782	775	632	628	744	617	725	713	605	598	594	581	584	564	580	571	564	562	550	549	542	523	502					
20.00	790	787	628	626	756	617	745	739	610	607	604	597	597	587	591	585	582	580	573	568	563	548	525					

Wall																							
K	8873	8773	8871	8771	7773	7771	7753	7553	7751	7551	7731	7331	7711	7111	5551	5531	5331	5511	5111	3331	3311	1111	0000
0.60	266	237	241	216	221	202	174	146	163	137	137	100	118	77	124	105	91	91	70	83	73	59	51
0.80	320	290	283	259	269	241	219	188	201	174	173	133	151	105	154	134	119	118	94	106	94	76	65
1.00	362	333	315	293	307	271	256	224	232	205	202	161	180	131	179	159	143	142	117	126	114	92	78
1.25	403	376	345	325	344	301	294	263	263	237	233	193	210	161	206	185	169	168	142	148	135	109	93
1.50	435	410	368	350	375	324	326	295	287	263	258	220	235	187	228	207	192	190	164	166	153	123	105
2.00	483	462	402	387	421	358	375	347	325	304	298	263	275	230	262	242	228	225	201	196	184	148	127
2.50	518	500	427	414	455	383	412	387	353	335	328	296	306	265	288	269	256	253	230	220	208	169	145
3.00	546	529	446	435	481	403	442	419	376	359	352	323	331	293	309	292	280	276	255	240	228	186	161
4.00	586	573	475	467	521	433	487	467	410	397	389	365	370	337	342	326	316	312	294	271	260	214	186
5.00	616	605	498	491	551	457	520	503	436	424	417	396	400	371	367	353	344	340	324	295	286	236	206
10.00	701	694	565	561	635	526	615	605	512	506	500	487	488	470	442	432	427	423	413	370	363	307	273
20.00	776	773	630	628	711	592	698	693	584	580	576	569	568	558	513	507	504	501	495	442	437	377	340

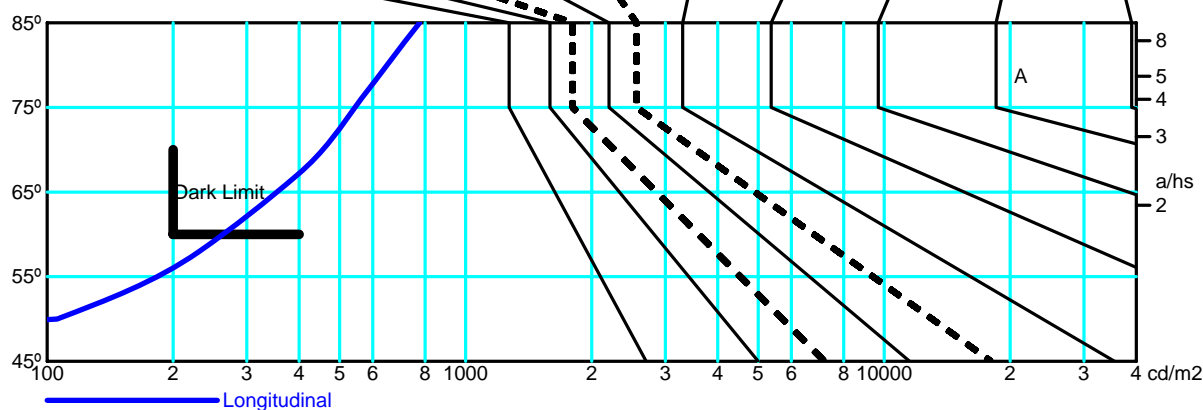
Working Pl.																							
K	8873	8773	8871	8771	7773	7771	7753	7553	7751	7551	7731	7331	7711	7111	5551	5531	5331	5511	5111	3331	3311	1111	0000
0.60	255	224	238	210	204	192	147	118	142	114	108	70	83	43	96	71	58	53	34	47	33	18	8
0.80	322	288	296	267	260	242	198	164	189	157	151	105	123	71	129	102	85	81	55	67	51	28	14
1.00	375	342	342	313	306	283	242	205	229	196	189	139	158	100	158	129	111	107	77	85	68	38	21
1.25	428	396	386	359	352	322	288	250	270	236	230	177	197	134	188	160	139	136	103	106	88	50	29
1.50	470	439	420	395	389	354	326	289	303	270	263	210	230	165	214	185	165	161	127	124	106	61	36
2.00	531	503	468	446	444	399	385	349	353	323	315	264	282	218	253	226	206	202	168	153	136	79	49
2.50	573	549	500	481	483	430	428	395	388	361	353	306	321	260	282	256	238	234	201	175	159	94	61
3.00	604	582	523	507	511	453	460	430	415	390	381	338	352	294	304	280	263	258	227	193	177	106	70
4.00	646	628	554	541	551	484	507	480	451	430	422	385	395	345	335	314	299	294	267	219	205	125	84
5.00	673	658	574	563	577	504	538	515	475	458	449	417	425	381	356	337	324	319	295	237	224	138	94
10.00	735	727	617	612	636	548	611	598	531	521	514	495	498	471	406	393	386	381	366	282	273	173	122
20.00	770	766	642	639	670	574	656	648	563	558	553	543	544	529	436	429	424	421	413	311	306	197	143

LM53 SHR C0-C180: 0.828 SHR C90-C270: 6.752 SHR Square: 4.670

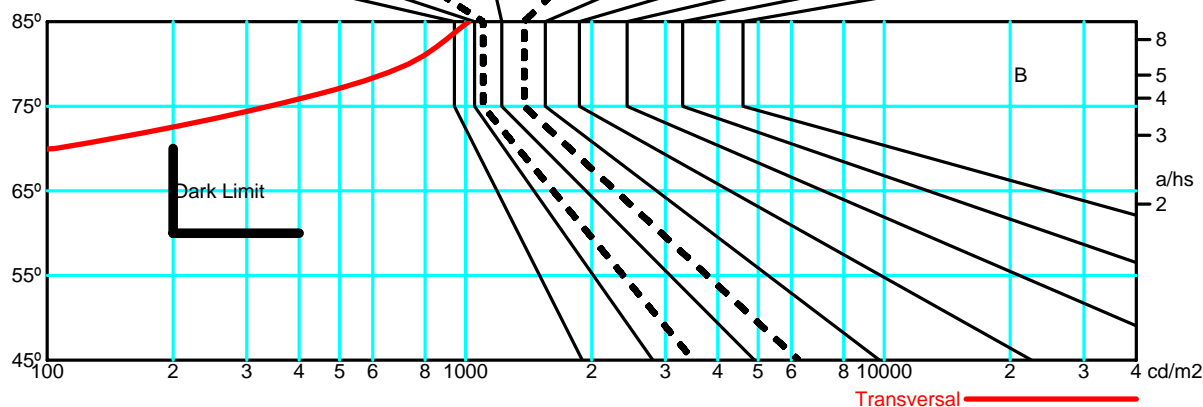
Luminaire		Measur.		Lamp	
Code	6041	Code	6041	Code	1 led 350mA 3.7W
Name	Wall lamp shelf with glass	Name	Wall lamp shelf with glass	Number	1
Line	VIBIA-Suite	Date	25-04-2014	Position	Universal
Efficiency	72.85%	Coordinate system	CG	Total Flux	426.00 lm

	45°	50°	55°	60°	Average Luminance [cd/m²]					85°	
0.0°	13	13	13	15	65°	70°	75°	80°	85°	1017	---
90.0°	58	106	183	263	16	104	339	730	776		---
					354	456	543	649	776		---

Flush mounted or longitudinal view												
		Illumination(lx)										
A	A	2000	1000	750	500		<300					1.15
B	1		2000	1500	1000	750	500	<300				1.5
C					2000		1000	500	<300			1.85
D	2						2000	1000	500	<300		2.2
E	3							2000	1000	500	<300	2.55



Flush mounted or transversal view												
		Illumination(lx)										
A	A	2000	1000	750	500		<300				1.15	
B	1		2000	1500	1000	750	500	<300			1.5	
C					2000		1000	500	<300		1.85	
D	2						2000	1000	500	<300	2.2	
E	3							2000	1000	500	<300	2.55



Luminaire		Measurem.		Lamp	
Code	6041	Code	6041	Code	1 led 350mA 3.7W
Name	Wall lamp shelf with glass	Name	Wall lamp shelf with glass	Number	1
Line	VIBIA-Suite	Date	25-04-2014	Position	Universal
Efficiency	72.85%	Coordinate system	CG	Total Flux	426.00 lm

Luminance



Luminaire				Measurem.				Lamp					
Code	6041			Code	6041			Code	1 led 350mA 3.7W				
Name	Wall lamp shelf with glass			Name	Wall lamp shelf with glass			Number	1				
Line	VIBIA-Suite			Date	25-04-2014			Position	Universal				
Efficiency		72.85%			Coordinate system		CG		Total Flux		426.00 lm		
Luminance cd/m2 Table 1/3													
	C 0.00	C 10.00	C 20.00	C 30.00	C 40.00	C 50.00	C 60.00	C 70.00	C 80.00	C 90.00	C 100.00	C 110.00	C 120.00
G 0.0	17.74	17.74	17.74	17.74	17.74	17.74	17.74	17.74	17.74	17.74	17.74	17.74	17.74
G 5.0	12.68	11.99	12.18	12.64	12.03	11.67	11.64	11.19	10.66	11.69	15.12	16.01	15.51
G 10.0	11.77	10.97	10.97	11.41	11.22	10.86	10.66	10.52	10.63	12.86	18.34	20.21	20.31
G 15.0	11.34	10.91	10.53	10.44	10.85	10.77	10.22	10.39	12.03	16.22	22.48	25.39	28.30
G 20.0	11.01	10.78	10.54	10.32	10.18	10.09	10.04	10.12	12.21	17.51	24.67	30.08	38.30
G 25.0	11.16	10.84	10.54	10.28	10.01	10.24	10.65	10.66	11.88	17.41	26.28	36.12	52.77
G 30.0	11.39	10.99	10.63	10.32	10.03	10.25	10.62	10.63	11.50	16.70	27.67	43.61	67.98
G 35.0	11.73	11.25	10.80	10.44	10.21	10.05	9.96	12.13	13.04	16.86	31.72	52.14	79.75
G 40.0	11.67	11.52	11.07	10.65	10.86	10.70	11.62	26.31	28.18	25.11	49.90	75.26	97.78
G 45.0	12.77	12.04	11.43	10.94	14.92	15.04	15.21	42.66	56.10	58.24	86.60	109.23	124.86
G 50.0	12.57	11.73	11.07	10.53	33.33	40.65	36.25	56.83	80.67	105.69	142.61	162.37	171.18
G 55.0	13.47	12.45	12.76	14.18	64.62	90.92	96.81	91.46	112.86	183.48	218.01	221.18	220.72
G 60.0	14.63	13.36	22.03	38.88	131.19	206.12	202.89	135.59	153.60	263.23	295.34	283.23	276.33
G 65.0	16.15	14.54	28.54	96.91	213.50	298.46	302.97	247.23	260.26	354.26	378.82	363.72	346.56
G 70.0	104.28	96.97	120.77	217.39	342.11	406.46	410.49	424.36	439.44	455.99	443.53	429.08	406.51
G 75.0	338.54	356.29	346.03	360.10	454.16	505.03	502.06	532.63	547.28	543.31	520.13	500.26	473.00
G 80.0	729.80	644.06	580.67	554.36	583.87	596.54	590.78	619.38	640.05	649.22	610.11	576.55	543.26
G 85.0	1017.39	865.71	764.37	709.47	712.21	712.83	707.76	734.63	756.88	776.29	723.72	677.75	634.67
G 90.0	1541.83	1209.07	1007.47	896.77	883.83	872.98	859.32	900.22	935.53	964.73	890.71	827.67	768.52

Luminaire					Measurem.					Lamp			
Code	6041				Code	6041				Code	1 led 350mA 3.7W		
Name	Wall lamp shelf with glass				Name	Wall lamp shelf with glass				Number	1		
Line	VIBIA-Suite				Date	25-04-2014				Position	Universal		
Efficiency		72.85%			Coordinate system		CG			Total Flux		426.00 lm	
Luminance cd/m2 Table 2/3													
	C 130.00	C 140.00	C 150.00	C 160.00	C 170.00	C 180.00	C 190.00	C 200.00	C 210.00	C 220.00	C 230.00	C 240.00	C 250.00
G 0.0	17.74	17.74	17.74	17.74	17.74	17.74	17.74	17.74	17.74	17.74	17.74	17.74	17.74
G 5.0	19.24	20.49	19.19	22.24	25.28	25.30	23.54	22.77	22.67	22.50	21.33	20.17	19.61
G 10.0	25.89	27.17	24.99	30.88	37.73	38.68	33.82	35.45	39.21	31.73	30.79	35.82	28.76
G 15.0	38.94	42.01	38.06	43.86	51.78	53.33	50.58	55.45	66.16	55.76	51.22	54.13	41.12
G 20.0	55.91	61.87	56.66	62.70	69.77	74.31	73.91	81.01	92.25	80.56	74.70	77.43	65.32
G 25.0	81.60	86.74	79.25	83.87	88.62	93.49	97.71	112.21	130.95	116.47	109.41	112.90	93.73
G 30.0	102.29	114.30	114.27	112.39	114.11	117.82	118.80	142.64	165.82	150.12	141.08	145.39	129.55
G 35.0	119.40	145.12	148.23	143.76	137.05	140.37	154.97	183.47	198.88	182.77	179.11	186.35	165.64
G 40.0	140.92	178.92	191.93	181.87	163.48	164.91	190.60	226.82	240.02	221.43	215.54	220.26	198.55
G 45.0	167.78	211.33	233.14	230.90	203.23	193.87	235.46	274.69	272.83	254.56	250.00	253.10	237.97
G 50.0	209.57	248.79	271.21	280.61	246.39	221.48	275.95	320.97	308.99	291.98	288.23	289.93	271.75
G 55.0	251.73	287.94	314.17	335.91	333.34	336.80	349.62	352.40	340.92	323.90	320.08	322.08	314.15
G 60.0	301.79	331.66	355.81	391.06	425.28	459.53	419.19	394.40	374.09	357.91	353.06	358.71	352.58
G 65.0	357.43	379.45	404.79	443.92	489.94	540.57	476.48	438.38	416.11	397.08	391.05	394.11	394.14
G 70.0	412.32	427.60	453.03	494.61	549.58	620.43	543.48	495.05	463.71	441.25	434.02	439.10	439.17
G 75.0	469.48	482.49	507.90	554.81	622.78	722.52	623.63	566.05	530.49	500.61	495.64	504.97	500.00
G 80.0	537.99	550.44	577.85	635.02	728.42	874.05	738.15	663.12	617.49	578.06	570.72	585.18	586.24
G 85.0	629.00	642.55	672.83	748.09	883.31	1110.55	901.57	796.67	740.80	694.18	686.34	703.02	701.78
G 90.0	761.15	776.99	815.51	927.24	1135.94	1520.82	1160.06	999.75	919.17	851.48	838.33	862.67	868.48

Luminaire					Measurem.					Lamp			
Code	6041				Code	6041				Code	1 led 350mA 3.7W		
Name	Wall lamp shelf with glass				Name	Wall lamp shelf with glass				Number	1		
Line	VIBIA-Suite				Date	25-04-2014				Position	Universal		
Efficiency		72.85%			Coordinate system		CG			Total Flux		426.00 lm	
Luminance cd/m2 Table 3/3													
	C 180.00	C 190.00	C 200.00	C 210.00	C 220.00	C 230.00	C 240.00	C 250.00	C 260.00	C 270.00	C 280.00	C 290.00	C 300.00
G 0.0	17.74	17.74	17.74	17.74	17.74	17.74	17.74	17.74	17.74	17.74	17.74	17.74	17.74
G 5.0	25.30	23.54	22.77	22.67	22.50	21.33	20.17	19.61	17.31	12.47	11.39	10.86	10.86
G 10.0	38.68	33.82	35.45	39.21	31.73	30.79	35.82	28.76	23.52	23.32	16.88	13.32	12.50
G 15.0	53.33	50.58	55.45	66.16	55.76	51.22	54.13	41.12	36.92	41.22	27.76	21.54	24.81
G 20.0	74.31	73.91	81.01	92.25	80.56	74.70	77.43	65.32	60.52	62.90	48.06	40.90	42.66
G 25.0	93.49	97.71	112.21	130.95	116.47	109.41	112.90	93.73	85.18	89.93	73.11	60.21	55.64
G 30.0	117.82	118.80	142.64	165.82	150.12	141.08	145.39	129.55	123.41	128.66	108.86	85.59	66.29
G 35.0	140.37	154.97	183.47	198.88	182.77	179.11	186.35	165.64	156.55	163.34	139.02	102.58	68.46
G 40.0	164.91	190.60	226.82	240.02	221.43	215.54	220.26	198.55	194.25	204.91	167.61	116.41	74.93
G 45.0	193.87	235.46	274.69	272.83	254.56	250.00	253.10	237.97	234.86	239.84	187.31	128.74	93.32
G 50.0	221.48	275.95	320.97	308.99	291.98	288.23	289.93	271.75	273.07	283.67	200.76	134.30	124.26
G 55.0	336.80	349.62	352.40	340.92	323.90	320.08	322.08	314.15	314.22	322.50	195.74	165.38	198.05
G 60.0	459.53	419.19	394.40	374.09	357.91	353.06	358.71	352.58	354.69	365.38	201.42	171.21	278.21
G 65.0	540.57	476.48	438.38	416.11	397.08	391.05	394.11	394.14	400.58	413.91	220.14	203.90	349.24
G 70.0	620.43	543.48	495.05	463.71	441.25	434.02	439.10	439.17	448.09	466.65	353.90	334.60	399.19
G 75.0	722.52	623.63	566.05	530.49	500.61	495.64	504.97	500.00	514.49	545.30	493.00	464.60	459.02
G 80.0	874.05	738.15	663.12	617.49	578.06	570.72	585.18	586.24	605.40	645.10	588.06	557.20	547.12
G 85.0	1110.55	901.57	796.67	740.80	694.18	686.34	703.02	701.78	727.96	783.40	707.97	669.98	661.39
G 90.0	1520.82	1160.06	999.75	919.17	851.48	838.33	862.67	868.48	912.79	996.70	889.53	834.42	821.23