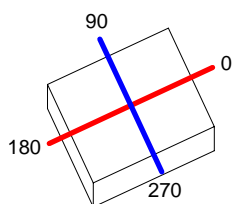


Luminaire			Measurem.			Lamp		
Code	5432		Code	5432		Code	2 LED PL 350MA 7.35W	
Name	Double ceiling lamp LED		Name	Double ceiling lamp LED		Number	1	
Line	VIBIA-Puck		Date	07-08-2014		Position	Universal	
Efficiency			56.86%		Coordinate system	CG	Total Flux	1640.00 lm
Maximum value			142.62 cd/klm		Position	C=0.00 G=0.00	Double Symmetrical	
Rectangular Luminaire			Length	380 mm	Width	467 mm	Height	77 mm
Rectangular Luminous Area			Length	380 mm	Width	467 mm	Height	62 mm
Horizontal Luminous Area			0.177460 m2		Emitting area on Plane 180°		0.023560 m2	
Emitting area on Plane 0°			0.023560 m2		Emitting area on Plane 270°		0.028954 m2	
Emitting area on Plane 90°			0.028954 m2		Glare area at 76°		0.065792 m2	
Symmetry Type			Double Symmetrical		Maximum Gamma Angle		180	
Measurement Distance			0.00		Measurement Flux		1643.00 lm	
Operator			25.00 °C 50.00 % Notes		Source voltage		230.00 V	
Temperature					Source current			
Humidity					Photocell			
Notes								

Luminaire Lamps					
Line	Code	Name	Flux [lm]	Pow. [W]	Q.ty
- VIBIA	2 LED PL 350MA 7.35W	Lámpara 2 leds 7.35W	1640.00	15.00	1
C.I.E.	43 72 90 79 57	D DIN 5040			
F UTE	0.45 G + 0.12 T	B NBN	B31	BZ 5	

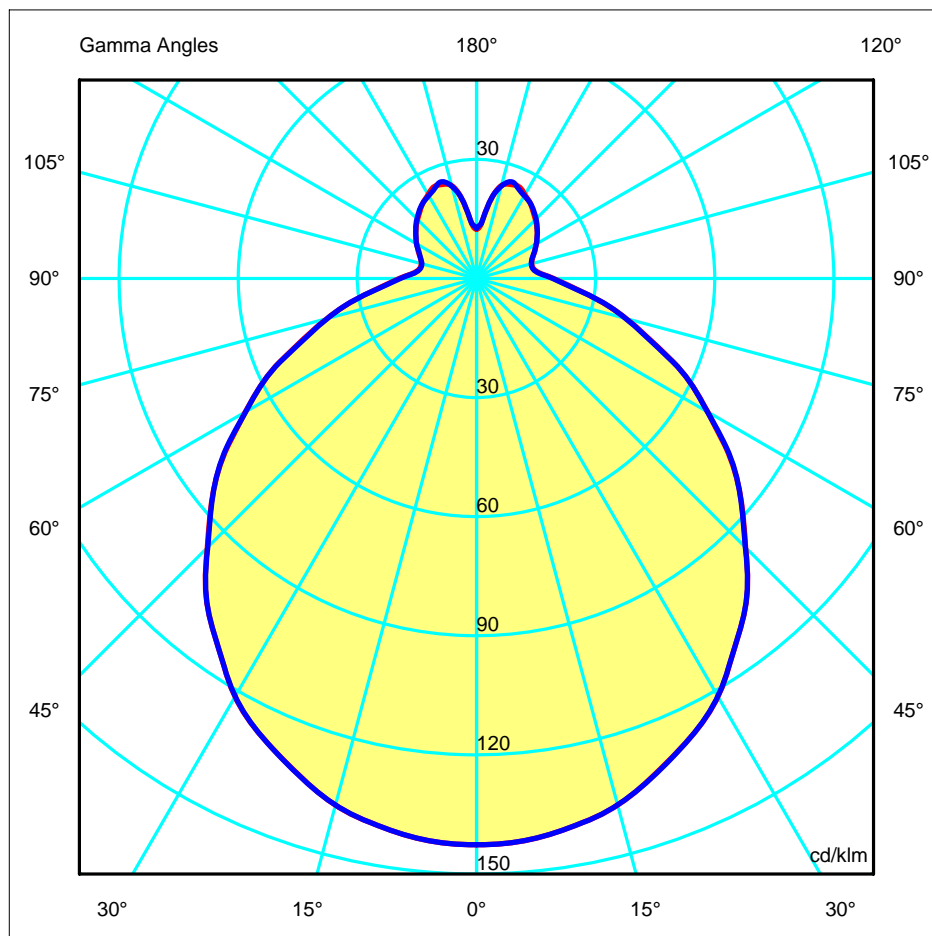
380mm x 467mm



C Halfplanes

180.0 — 0.0
270.0 — 90.0

ULOR 11.70 %
DLOR 45.16 %
RN 20.58 %



Luminaire		Measurem.		Lamp			
Code	5432	Code	5432	Code	2 LED PL 350MA 7.35W		
Name	Double ceiling lamp LED	Name	Double ceiling lamp LED	Number	1		
Line	VIBIA-Puck	Date	07-08-2014	Position	Universal		
Efficiency	56.86%	Coordinate system	CG	Total Flux	1640.00 lm		
Luminous Intensity Table cd/klm			Table 1/1				
	C 0.00	C 15.00	C 30.00	C 45.00	C 60.00	C 75.00	C 90.00
G 0.0	142.62	142.62	142.62	142.62	142.62	142.62	142.62
G 5.0	142.11	142.02	142.13	141.96	141.96	141.96	142.08
G 10.0	140.09	140.23	140.47	140.18	140.10	140.15	140.09
G 15.0	137.33	137.19	137.49	137.08	137.26	137.02	137.30
G 20.0	132.48	132.85	133.43	132.92	133.06	132.99	132.55
G 25.0	127.51	127.46	127.99	127.47	127.49	127.50	127.51
G 30.0	121.63	121.10	121.86	121.00	120.91	120.88	121.55
G 35.0	113.33	113.72	114.53	113.79	113.35	113.57	113.33
G 40.0	105.84	105.34	106.16	105.39	105.71	104.92	105.81
G 45.0	95.85	96.25	97.55	96.54	96.79	96.68	95.73
G 50.0	87.05	86.93	87.68	87.02	87.04	87.00	86.93
G 55.0	77.67	77.05	78.45	77.07	77.07	77.16	77.89
G 60.0	67.15	67.49	68.44	67.66	67.04	67.46	67.13
G 65.0	58.06	57.66	58.50	57.64	57.43	57.05	58.00
G 70.0	47.46	47.81	49.21	47.72	48.36	48.20	47.19
G 75.0	39.06	38.94	39.59	38.98	38.94	38.94	38.95
G 80.0	31.09	30.66	31.82	30.72	30.65	30.72	31.16
G 85.0	24.07	24.11	24.77	24.02	23.81	23.90	23.81
G 90.0	19.44	19.06	19.54	19.20	18.87	18.90	19.20
G 95.0	15.93	15.87	16.31	15.95	15.93	16.07	15.70
G100.0	14.57	14.49	14.58	14.47	14.41	14.45	14.40
G105.0	14.36	14.34	14.30	14.32	14.29	14.27	14.24
G110.0	15.07	15.03	14.95	15.05	15.01	15.00	15.00
G115.0	16.12	16.17	16.09	16.18	16.19	16.18	16.04
G120.0	17.44	17.41	17.26	17.41	17.42	17.36	17.47
G125.0	18.62	18.59	18.54	18.56	18.60	18.66	18.62
G130.0	19.88	19.71	19.51	19.67	19.87	19.93	19.98
G135.0	21.01	20.97	20.69	20.96	21.14	21.19	21.22
G140.0	22.14	22.22	22.15	22.35	22.51	22.42	22.34
G145.0	23.42	23.43	23.51	23.70	23.71	23.44	23.43
G150.0	24.38	24.50	24.67	24.86	24.81	24.37	24.08
G155.0	25.49	25.38	25.47	25.58	25.51	25.16	24.95
G160.0	25.21	25.58	25.93	25.92	25.71	25.70	25.93
G165.0	24.24	24.08	24.50	24.53	24.53	24.13	24.07
G170.0	19.91	20.21	20.61	20.22	20.28	20.43	19.96
G175.0	13.93	15.01	14.64	15.22	13.90	15.12	13.90
G180.0	12.43	12.36	12.19	12.10	12.28	12.57	12.64

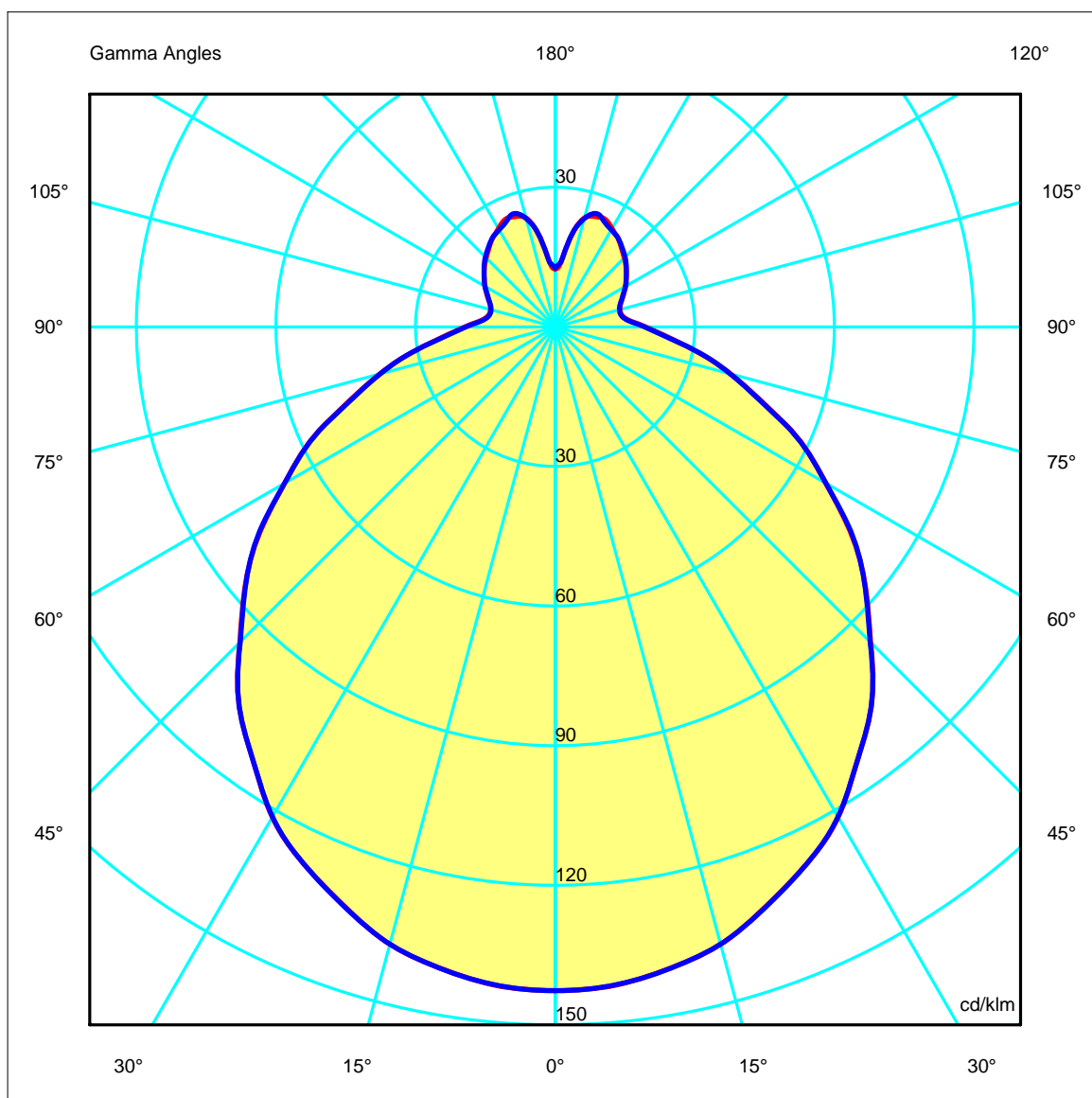
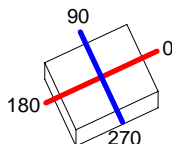
Luminaire		Measurem.		Lamp	
Code	5432	Code	5432	Code	2 LED PL 350MA 7.35W
Name	Double ceiling lamp LED	Name	Double ceiling lamp LED	Number	1
Line	VIBIA-Puck	Date	07-08-2014	Position	Universal
Efficiency	56.86%	Coordinate system	CG	Total Flux	1640.00 lm

380mm x 467mm

C Halfplanes

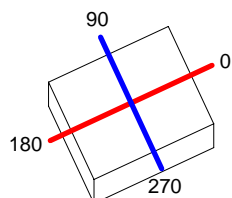
180.0 ————— 0.0

270.0 ————— 90.0



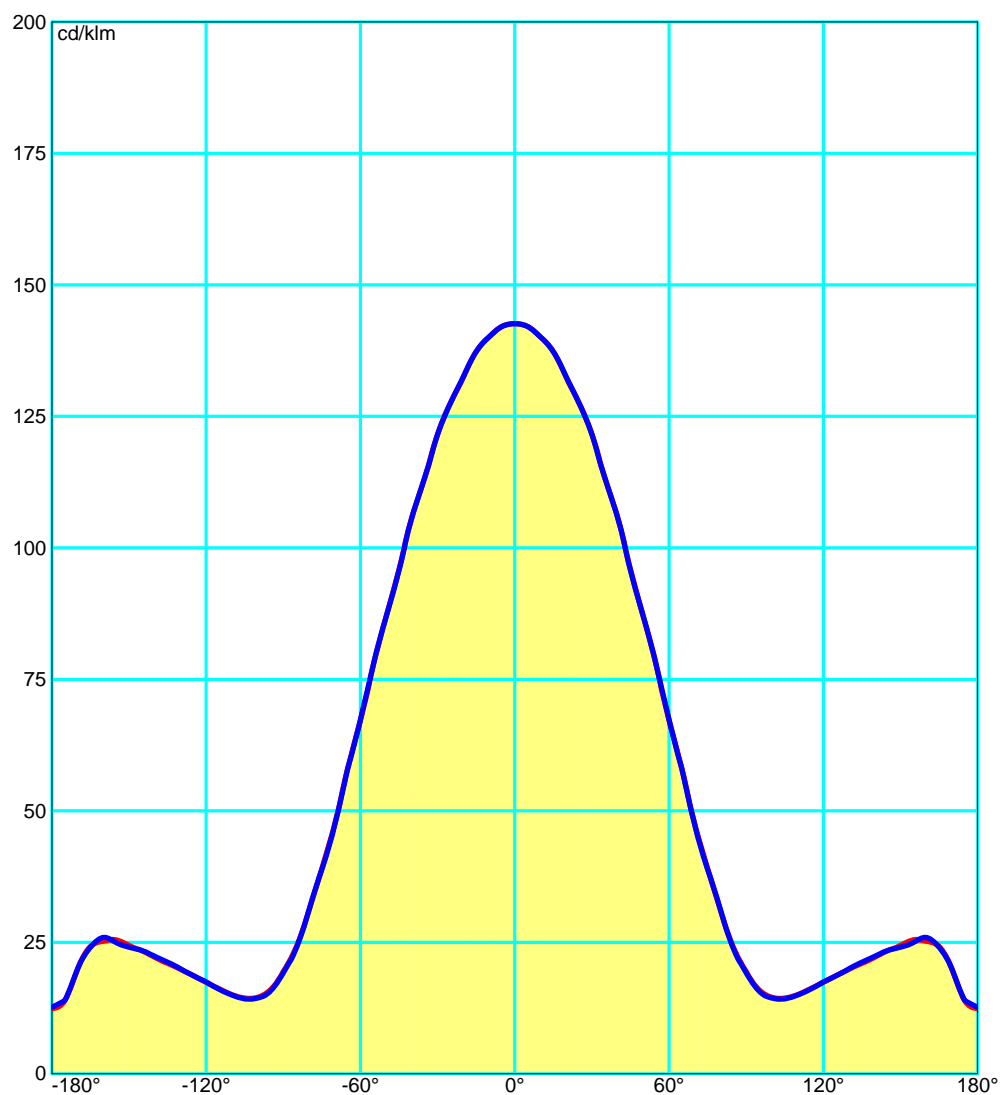
Luminaire		Measurem.		Lamp	
Code	5432	Code	5432	Code	2 LED PL 350MA 7.35W
Name	Double ceiling lamp LED	Name	Double ceiling lamp LED	Number	1
Line	VIBIA-Puck	Date	07-08-2014	Position	Universal
Efficiency	56.86%	Coordinate system	CG	Total Flux	1640.00 lm

380mm x 467mm



C Halfplanes

180.0 ————— 0.0
 270.0 ————— 90.0



Luminaire		Measur.		Lamp	
Code	5432	Code	5432	Code	2 LED PL 350MA 7.35W
Name	Double ceiling lamp LED	Name	Double ceiling lamp LED	Number	1
Line	VIBIA-Puck	Date	07-08-2014	Position	Universal
Efficiency	56.86%	Coordinate system	CG	Total Flux	1640.00 lm

UGR
S = 0.250

Reflectancies										
Ceiling/Cavity	0.7	0.7	0.5	0.5	0.3	0.7	0.7	0.5	0.5	0.3
Walls	0.5	0.3	0.5	0.3	0.3	0.5	0.3	0.5	0.3	0.3
WorkingPlane	0.2	0.2	0.2	0.2	0.2	0.2	0.2	0.2	0.2	0.2
RoomDimensions	ViewedCrosswise					ViewedEndwise				
x=2H y=2H	11.1	12.2	11.7	12.8	13.3	11.0	12.1	11.5	12.7	13.3
x=2H y=3H	12.8	13.9	13.4	14.5	15.0	12.7	13.7	13.3	14.3	15.0
x=2H y=4H	13.7	14.6	14.3	15.2	15.8	13.5	14.5	14.1	15.1	15.8
x=2H y=6H	14.4	15.3	15.1	15.9	16.5	14.3	15.2	14.9	15.8	16.5
x=2H y=8H	14.8	15.7	15.4	16.3	16.9	14.6	15.5	15.3	16.1	16.9
x=2H y=12H	15.2	16.0	15.8	16.6	17.2	15.0	15.8	15.6	16.4	17.2
x=4H y=2H	11.8	12.7	12.4	13.3	13.9	11.7	12.6	12.3	13.2	13.9
x=4H y=3H	13.7	14.5	14.4	15.2	15.8	13.6	14.4	14.3	15.1	15.8
x=4H y=4H	14.7	15.4	15.3	16.0	16.7	14.5	15.3	15.2	15.9	16.7
x=4H y=6H	15.6	16.2	16.3	16.9	17.6	15.4	16.1	16.1	16.8	17.6
x=4H y=8H	16.0	16.6	16.8	17.3	18.0	15.9	16.4	16.6	17.2	18.0
x=4H y=12H	16.5	17.0	17.2	17.7	18.4	16.3	16.8	17.0	17.5	18.4
x=8H y=4H	15.0	15.6	15.8	16.3	17.1	14.9	15.5	15.6	16.2	17.1
x=8H y=6H	16.2	16.6	16.9	17.4	18.1	16.0	16.5	16.7	17.2	18.1
x=8H y=8H	16.7	17.1	17.5	17.9	18.6	16.5	17.0	17.3	17.7	18.6
x=8H y=12H	17.3	17.7	18.1	18.5	19.1	17.1	17.5	17.9	18.2	19.1
x=12H y=4H	15.1	15.6	15.8	16.3	17.1	15.0	15.5	15.7	16.2	17.1
x=12H y=6H	16.3	16.7	17.0	17.4	18.2	16.1	16.5	16.9	17.3	18.2
x=12H y=8H	16.9	17.3	17.7	18.0	18.8	16.7	17.1	17.5	17.9	18.8

Luminaire				Measur.				Lamp			
Code	5432			Code	5432			Code	2 LED PL 350MA 7.35W		
Name	Double ceiling lamp LED			Name	Double ceiling lamp LED			Number	1		
Line	VIBIA-Puck			Date	07-08-2014			Position	Universal		
Efficiency	56.86%			Coordinate system	CG			Total Flux	1640.00 lm		

Total Flux=1640.00 Luminaire Flux=932.51

RI	0.60	0.80	1.00	1.25	1.50	2.00	2.50	3.00	4.00	5.00	10.00	20.00
DRR	0.28	0.35	0.42	0.49	0.55	0.63	0.69	0.73	0.78	0.82	0.89	0.94
RC	6	6	6	6	6	6	6	6	6	6	6	7

Zonal Flux per 1000 Lumen

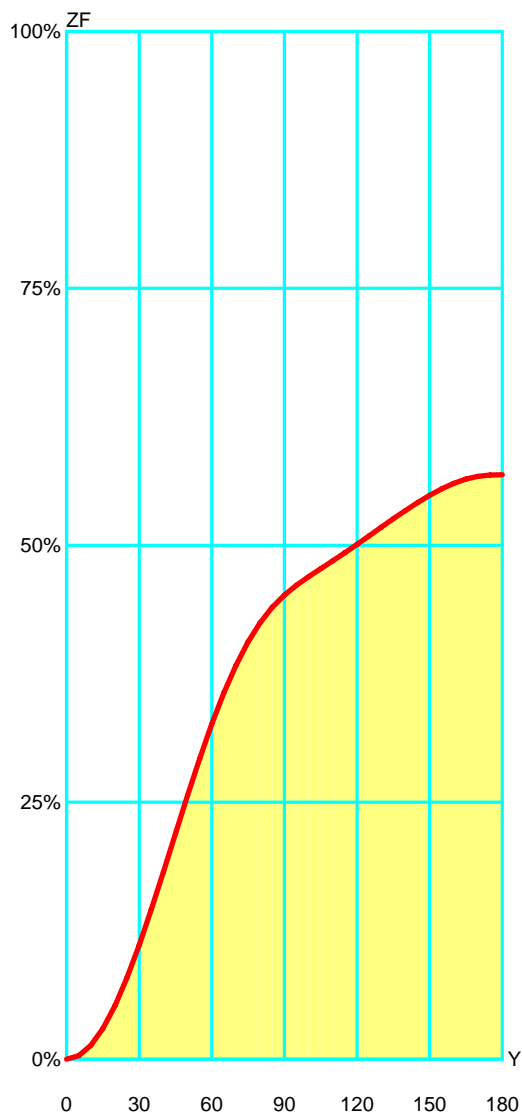
Y°	10	20	30	40	50	60	70	80	90	100	110	120	130	140	150	160	170	180
ZF(Y)	13	52	111	182	257	326	383	425	452	470	485	501	518	534	549	560	567	569

CIE Flux Codes

43 72 90 79 57

C.I.E. 6/6/6/6/6/6/6/6/6/7
D DIN 5040 B31
F UTE 0.45 G + 0.12 T
B NBN BZ 5
RN 20.57502 %
BLF 1.0

LOR 56.86030 %
ULOR 11.69902 %
DLOR 45.16128 %
UFF 20.57502 %
DFF 79.42498 %
FFR 25.90497 %



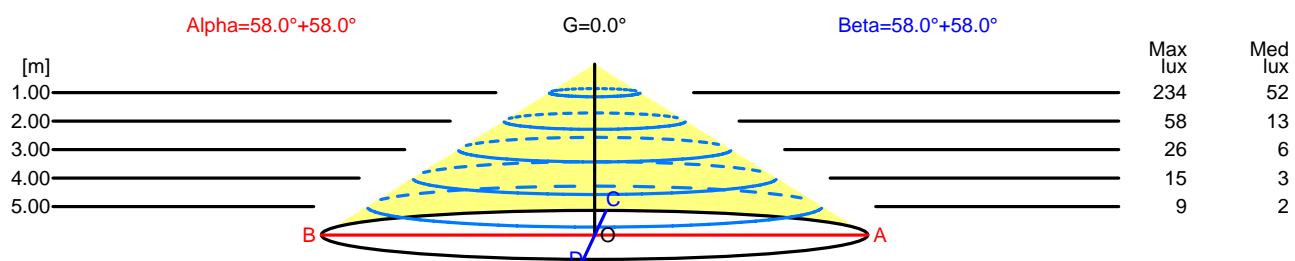
Zonal Flux				
Gamma °	Flux	Sum lm	Flux [%]	Sum [%]
0°	0.00	0.00	0.00 %	0.00 %
5°	3.40	3.40	0.60 %	0.60 %
10°	10.10	13.50	1.78 %	2.37 %
15°	16.46	29.96	2.89 %	5.27 %
20°	22.27	52.22	3.92 %	9.18 %
25°	27.32	79.55	4.81 %	13.99 %
30°	31.48	111.03	5.54 %	19.53 %
35°	34.60	145.63	6.08 %	25.61 %
40°	36.58	182.21	6.43 %	32.05 %
45°	37.43	219.64	6.58 %	38.63 %
50°	37.12	256.77	6.53 %	45.16 %
55°	35.78	292.54	6.29 %	51.45 %
60°	33.51	326.05	5.89 %	57.34 %
65°	30.45	356.50	5.36 %	62.70 %
70°	26.80	383.30	4.71 %	67.41 %
75°	22.79	406.08	4.01 %	71.42 %
80°	18.73	424.82	3.29 %	74.71 %
85°	14.96	439.77	2.63 %	77.34 %
90°	11.84	451.61	2.08 %	79.42 %
95°	9.62	461.23	1.69 %	81.12 %
100°	8.28	469.51	1.46 %	82.57 %
105°	7.70	477.22	1.35 %	83.93 %
110°	7.66	484.88	1.35 %	85.28 %
115°	7.89	492.77	1.39 %	86.66 %
120°	8.15	500.92	1.43 %	88.10 %
125°	8.32	509.24	1.46 %	89.56 %
130°	8.34	517.58	1.47 %	91.03 %
135°	8.24	525.82	1.45 %	92.48 %
140°	8.02	533.84	1.41 %	93.89 %
145°	7.65	541.49	1.35 %	95.23 %
150°	7.08	548.58	1.25 %	96.48 %
155°	6.32	554.90	1.11 %	97.59 %
160°	5.36	560.26	0.94 %	98.53 %
165°	4.12	564.39	0.73 %	99.26 %
170°	2.65	567.03	0.47 %	99.72 %
175°	1.25	568.28	0.22 %	99.94 %
180°	0.32	568.60	0.06 %	100.00 %

Luminaire		Measurem.		Lamp	
Code	5432	Code	5432	Code	2 LED PL 350MA 7.35W
Name	Double ceiling lamp LED	Name	Double ceiling lamp LED	Number	1
Line	VIBIA-Puck	Date	07-08-2014	Position	Universal
Efficiency	56.86%	Coordinate system	CG	Total Flux	1640.00 lm

Width at 50.00 % of Max Intensity

H[m]	1.00	2.00	3.00	4.00	5.00	H[m]	1.00	2.00	3.00	4.00	5.00
OA	1.60	3.20	4.80	6.39	7.99	OC	1.60	3.20	4.80	6.41	8.01
OB	1.60	3.20	4.80	6.39	7.99	OD	1.60	3.20	4.80	6.41	8.01

	Luminous Intensities [cd/klm]									
	0	5	15	25	35	45	55	65	75	85
OA	233.89	233.05	225.23	209.12	185.86	157.19	127.39	95.23	64.06	39.47
OB	233.89	233.05	225.23	209.12	185.86	157.19	127.39	95.23	64.06	39.47
OC	233.89	233.01	225.17	209.12	185.86	156.99	127.75	95.13	63.88	39.05
OD	233.89	233.01	225.17	209.12	185.86	156.99	127.75	95.13	63.88	39.05



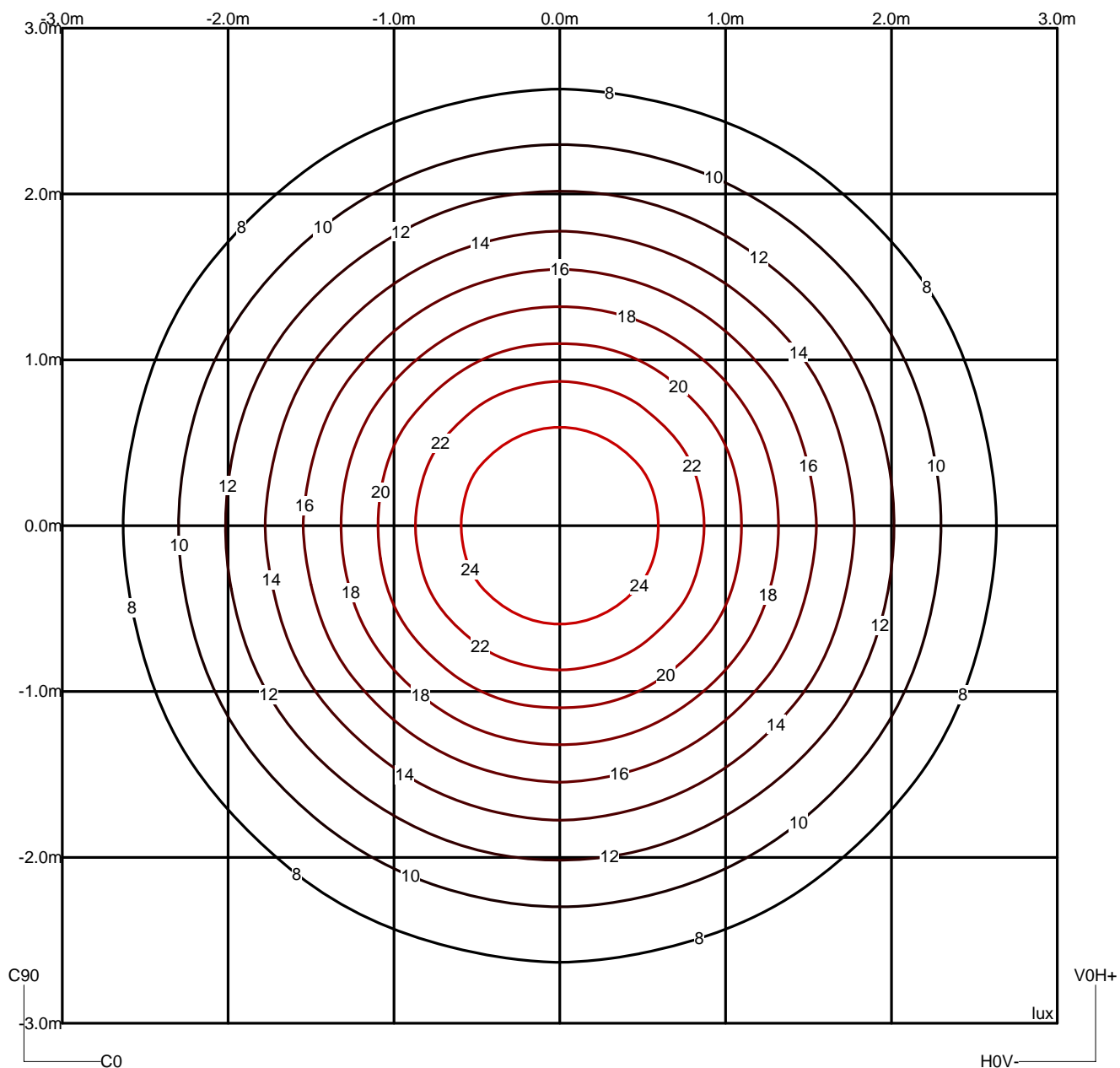
H[m]	D[m]	Max lux	Med lux	Alpha=58.0°+58.0°	G=0.0	
1.00	3.20	234	52			
2.00	6.39	58	13			
3.00	9.59	26	6			
4.00	12.79	15	3			
5.00	15.98	9	2			

H[m]	D[m]	Max lux	Med lux	Beta=58.0°+58.0°	G=0.0	
1.00	3.20	234	52			
2.00	6.41	58	13			
3.00	9.61	26	6			
4.00	12.81	15	3			
5.00	16.01	9	2			

Luminaire		Measurem.		Lamp	
Code	5432	Code	5432	Code	2 LED PL 350MA 7.35W
Name	Double ceiling lamp LED	Name	Double ceiling lamp LED	Number	1
Line	VIBIA-Puck	Date	07-08-2014	Position	Universal
Efficiency	56.86%	Coordinate system	CG	Total Flux	1640.00 lm

Isolux (Floor)

Luminaire position X=0.00m Y=0.00m Z=3.00m



Luminaire				Measur.				Lamp			
Code	5432			Code	5432			Code	2 LED PL 350MA 7.35W		
Name	Double ceiling lamp LED			Name	Double ceiling lamp LED			Number	1		
Line	VIBIA-Puck			Date	07-08-2014			Position	Universal		
Efficiency	56.86%			Coordinate system	CG			Total Flux	1640.00 lm		

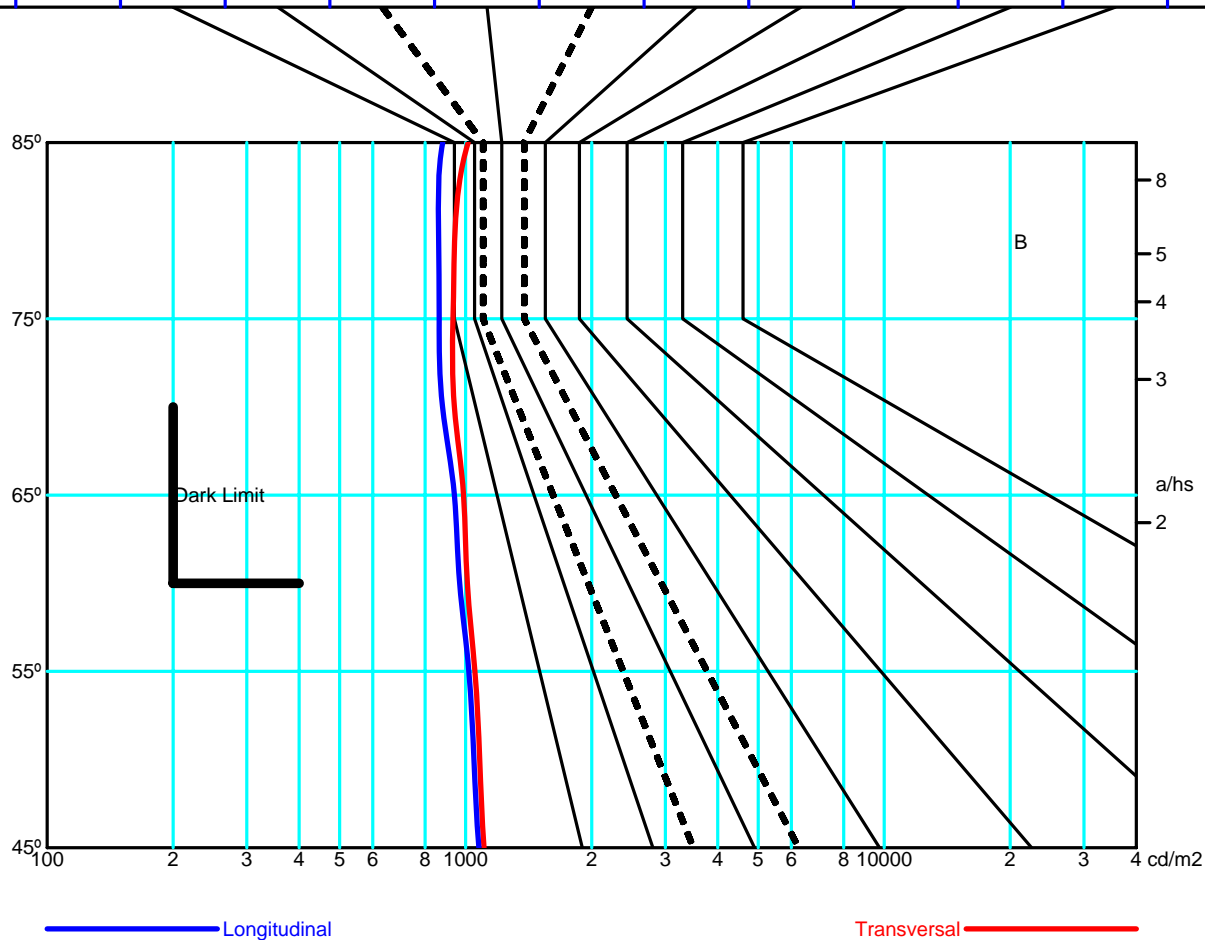
Utilizations CIE

Mounting	Direct				Normalization				Normalised				Suspension Ratio				Standard CIE Settings			

Luminaire		Measur.		Lamp	
Code	5432	Code	5432	Code	2 LED PL 350MA 7.35W
Name	Double ceiling lamp LED	Name	Double ceiling lamp LED	Number	1
Line	VIBIA-Puck	Date	07-08-2014	Position	Universal
Efficiency	56.86%	Coordinate system	CG	Total Flux	1640.00 lm

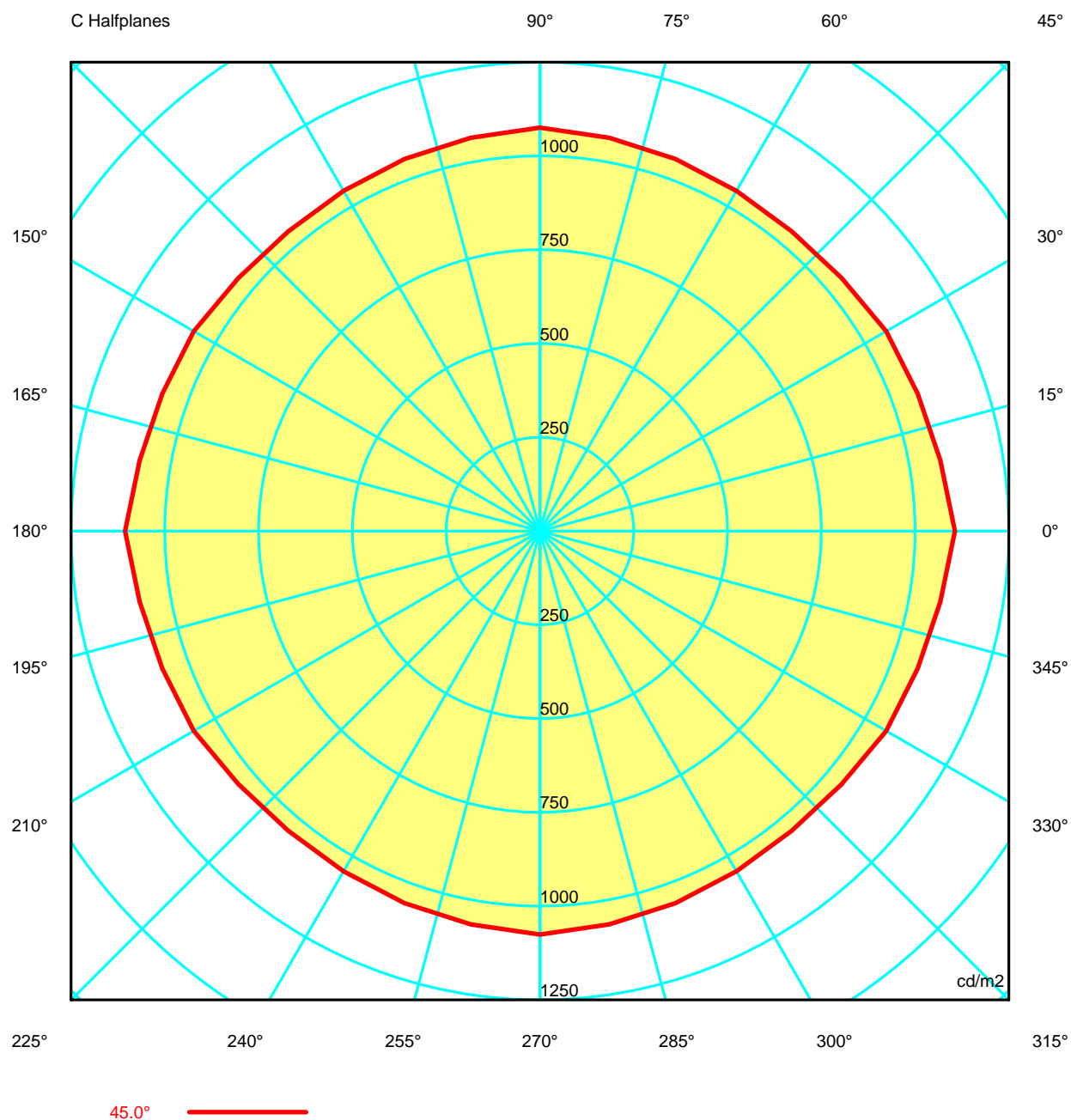
Average Luminance [cd/m²]										
0.0°	45°	50°	55°	60°	65°	70°	75°	80°	85°	
1106	1081	1052	1009	988	940	933	944	1014	---	
1076	1046	1018	967	940	881	864	861	881	---	

Flush mounted or transversal view												
		Illumination(lx)										
A	A	2000	1000	750	500		<300					1.15
B	1		2000	1500	1000	750	500	<300				1.5
C					2000		1000	500	<300			1.85
D	2						2000	1000	500	<300		2.2
E	3							2000	1000	500	<300	2.55



Luminaire		Measur.		Lamp	
Code	5432	Code	5432	Code	2 LED PL 350MA 7.35W
Name	Double ceiling lamp LED	Name	Double ceiling lamp LED	Number	1
Line	VIBIA-Puck	Date	07-08-2014	Position	Universal
Efficiency	56.86%	Coordinate system	CG	Total Flux	1640.00 lm

Luminance



Luminaire				Measurem.				Lamp					
Code	5432			Code	5432			Code	2 LED PL 350MA 7.35W				
Name	Double ceiling lamp LED			Name	Double ceiling lamp LED			Number	1				
Line	VIBIA-Puck			Date	07-08-2014			Position	Universal				
Efficiency				56.86%		Coordinate system		CG		Total Flux		1640.00 lm	
				Luminance cd/m2		Table 1/3							
	C 0.00	C 10.00	C 20.00	C 30.00	C 40.00	C 50.00	C 60.00	C 70.00	C 80.00	C 90.00	C 100.00	C 110.00	C 120.00
G 0.0	1318.00	1318.00	1318.00	1318.00	1318.00	1318.00	1318.00	1318.00	1318.00	1318.00	1318.00	1318.00	1318.00
G 5.0	1303.15	1299.42	1297.38	1296.23	1294.11	1293.14	1293.43	1294.43	1296.34	1299.52	1296.34	1294.43	1293.43
G 10.0	1284.50	1279.36	1276.32	1274.07	1270.30	1267.83	1268.24	1270.53	1273.80	1277.81	1273.80	1270.53	1268.24
G 15.0	1268.81	1258.70	1253.07	1249.65	1243.82	1241.75	1244.02	1245.35	1249.63	1258.58	1249.63	1245.35	1244.02
G 20.0	1242.81	1233.40	1228.31	1224.59	1217.37	1214.67	1216.64	1220.41	1224.78	1230.51	1224.78	1220.41	1216.64
G 25.0	1224.41	1209.28	1200.65	1195.48	1187.43	1183.78	1185.19	1189.79	1197.53	1208.28	1197.53	1189.79	1185.19
G 30.0	1205.54	1183.53	1172.77	1167.88	1156.76	1151.11	1152.14	1156.89	1167.59	1185.38	1167.59	1156.89	1152.14
G 35.0	1169.81	1152.20	1142.28	1135.83	1124.84	1116.50	1116.48	1124.16	1135.02	1147.47	1135.02	1124.16	1116.48
G 40.0	1148.90	1121.02	1106.64	1099.38	1086.07	1081.32	1086.01	1087.13	1097.58	1122.73	1097.58	1087.13	1086.01
G 45.0	1105.88	1083.79	1071.30	1065.53	1049.77	1043.38	1047.42	1055.72	1064.57	1075.61	1064.57	1055.72	1047.42
G 50.0	1080.55	1049.52	1031.73	1021.36	1006.92	1000.45	1003.07	1011.71	1025.77	1046.31	1025.77	1011.71	1003.07
G 55.0	1052.04	1010.65	993.32	987.00	965.43	954.88	957.66	967.77	986.98	1017.86	986.98	967.77	957.66
G 60.0	1009.03	974.74	955.37	943.64	926.15	912.09	911.24	925.77	945.73	967.43	945.73	925.77	911.24
G 65.0	988.33	939.53	913.62	899.95	878.54	866.49	868.89	875.59	897.68	939.62	897.68	875.59	868.89
G 70.0	939.68	896.83	874.24	863.49	830.87	820.83	832.03	846.22	860.27	880.50	860.27	846.22	832.03
G 75.0	932.67	870.84	835.75	815.37	790.66	779.47	783.32	798.35	824.93	864.48	824.93	798.35	783.32
G 80.0	943.89	855.62	817.05	800.79	763.53	745.09	749.03	767.89	803.40	861.40	803.40	767.89	749.03
G 85.0	1013.63	906.67	843.62	809.04	767.17	742.86	748.32	773.94	816.95	881.25	816.95	773.94	748.32
G 90.0	1353.21	1108.60	982.77	918.60	866.73	836.87	839.60	876.85	954.88	1087.33	954.88	876.85	839.60

Luminaire				Measurem.				Lamp					
Code	5432			Code	5432			Code	2 LED PL 350MA 7.35W				
Name	Double ceiling lamp LED			Name	Double ceiling lamp LED			Number	1				
Line	VIBIA-Puck			Date	07-08-2014			Position	Universal				
Efficiency		56.86%		Coordinate system		CG		Total Flux		1640.00 lm			
Luminance cd/m2				Table 2/3									
	C 130.00	C 140.00	C 150.00	C 160.00	C 170.00	C 180.00	C 190.00	C 200.00	C 210.00	C 220.00	C 230.00	C 240.00	C 250.00
G 0.0	1318.00	1318.00	1318.00	1318.00	1318.00	1318.00	1318.00	1318.00	1318.00	1318.00	1318.00	1318.00	1318.00
G 5.0	1293.14	1294.11	1296.23	1297.38	1299.42	1303.15	1299.42	1297.38	1296.23	1294.11	1293.14	1293.43	1294.43
G 10.0	1267.83	1270.30	1274.07	1276.32	1279.36	1284.50	1279.36	1276.32	1274.07	1270.30	1267.83	1268.24	1270.53
G 15.0	1241.75	1243.82	1249.65	1253.07	1258.70	1268.81	1258.70	1253.07	1249.65	1243.82	1241.75	1244.02	1245.35
G 20.0	1214.67	1217.37	1224.59	1228.31	1233.40	1242.81	1233.40	1228.31	1224.59	1217.37	1214.67	1216.64	1220.41
G 25.0	1183.78	1187.43	1195.48	1200.65	1209.28	1224.41	1209.28	1200.65	1195.48	1187.43	1183.78	1185.19	1189.79
G 30.0	1151.11	1156.76	1167.88	1172.77	1183.53	1205.54	1183.53	1172.77	1167.88	1156.76	1151.11	1152.14	1156.89
G 35.0	1116.50	1124.84	1135.83	1142.28	1152.20	1169.81	1152.20	1142.28	1135.83	1124.84	1116.50	1116.48	1124.16
G 40.0	1081.32	1086.07	1099.38	1106.64	1121.02	1148.90	1121.02	1106.64	1099.38	1086.07	1081.32	1086.01	1087.13
G 45.0	1043.38	1049.77	1065.53	1071.30	1083.79	1105.88	1083.79	1071.30	1065.53	1049.77	1043.38	1047.42	1055.72
G 50.0	1000.45	1006.92	1021.36	1031.73	1049.52	1080.55	1049.52	1031.73	1021.36	1006.92	1000.45	1003.07	1011.71
G 55.0	954.88	965.43	987.00	993.32	1010.65	1052.04	1010.65	993.32	987.00	965.43	954.88	957.66	967.77
G 60.0	912.09	926.15	943.64	955.37	974.74	1009.03	974.74	955.37	943.64	926.15	912.09	911.24	925.77
G 65.0	866.49	878.54	899.95	913.62	939.53	988.33	939.53	913.62	899.95	878.54	866.49	868.89	875.59
G 70.0	820.83	830.87	863.49	874.24	896.83	939.68	896.83	874.24	863.49	830.87	820.83	832.03	846.22
G 75.0	779.47	790.66	815.37	835.75	870.84	932.67	870.84	835.75	815.37	790.66	779.47	783.32	798.35
G 80.0	745.09	763.53	800.79	817.05	855.62	943.89	855.62	817.05	800.79	763.53	745.09	749.03	767.89
G 85.0	742.86	767.17	809.04	843.62	906.67	1013.63	906.67	843.62	809.04	767.17	742.86	748.32	773.94
G 90.0	836.87	866.73	918.60	982.77	1108.60	1353.21	1108.60	982.77	918.60	866.73	836.87	839.60	876.85

Luminaire					Measurem.					Lamp				
Code	5432				Code	5432				Code	2 LED PL 350MA 7.35W			
Name	Double ceiling lamp LED				Name	Double ceiling lamp LED				Number	1			
Line	VIBIA-Puck				Date	07-08-2014				Position	Universal			
Efficiency		56.86%			Coordinate system		CG			Total Flux		1640.00 lm		
Luminance cd/m2					Table 3/3									
	C 180.00	C 190.00	C 200.00	C 210.00	C 220.00	C 230.00	C 240.00	C 250.00	C 260.00	C 270.00	C 280.00	C 290.00	C 300.00	
G 0.0	1318.00	1318.00	1318.00	1318.00	1318.00	1318.00	1318.00	1318.00	1318.00	1318.00	1318.00	1318.00	1318.00	
G 5.0	1303.15	1299.42	1297.38	1296.23	1294.11	1293.14	1293.43	1294.43	1296.34	1299.52	1296.34	1294.43	1293.43	
G 10.0	1284.50	1279.36	1276.32	1274.07	1270.30	1267.83	1268.24	1270.53	1273.80	1277.81	1273.80	1270.53	1268.24	
G 15.0	1268.81	1258.70	1253.07	1249.65	1243.82	1241.75	1244.02	1245.35	1249.63	1258.58	1249.63	1245.35	1244.02	
G 20.0	1242.81	1233.40	1228.31	1224.59	1217.37	1214.67	1216.64	1220.41	1224.78	1230.51	1224.78	1220.41	1216.64	
G 25.0	1224.41	1209.28	1200.65	1195.48	1187.43	1183.78	1185.19	1189.79	1197.53	1208.28	1197.53	1189.79	1185.19	
G 30.0	1205.54	1183.53	1172.77	1167.88	1156.76	1151.11	1152.14	1156.89	1167.59	1185.38	1167.59	1156.89	1152.14	
G 35.0	1169.81	1152.20	1142.28	1135.83	1124.84	1116.50	1116.48	1124.16	1135.02	1147.47	1135.02	1124.16	1116.48	
G 40.0	1148.90	1121.02	1106.64	1099.38	1086.07	1081.32	1086.01	1087.13	1097.58	1122.73	1097.58	1087.13	1086.01	
G 45.0	1105.88	1083.79	1071.30	1065.53	1049.77	1043.38	1047.42	1055.72	1064.57	1075.61	1064.57	1055.72	1047.42	
G 50.0	1080.55	1049.52	1031.73	1021.36	1006.92	1000.45	1003.07	1011.71	1025.77	1046.31	1025.77	1011.71	1003.07	
G 55.0	1052.04	1010.65	993.32	987.00	965.43	954.88	957.66	967.77	986.98	1017.86	986.98	967.77	957.66	
G 60.0	1009.03	974.74	955.37	943.64	926.15	912.09	911.24	925.77	945.73	967.43	945.73	925.77	911.24	
G 65.0	988.33	939.53	913.62	899.95	878.54	866.49	868.89	875.59	897.68	939.62	897.68	875.59	868.89	
G 70.0	939.68	896.83	874.24	863.49	830.87	820.83	832.03	846.22	860.27	880.50	860.27	846.22	832.03	
G 75.0	932.67	870.84	835.75	815.37	790.66	779.47	783.32	798.35	824.93	864.48	824.93	798.35	783.32	
G 80.0	943.89	855.62	817.05	800.79	763.53	745.09	749.03	767.89	803.40	861.40	803.40	767.89	749.03	
G 85.0	1013.63	906.67	843.62	809.04	767.17	742.86	748.32	773.94	816.95	881.25	816.95	773.94	748.32	
G 90.0	1353.21	1108.60	982.77	918.60	866.73	836.87	839.60	876.85	954.88	1087.33	954.88	876.85	839.60	