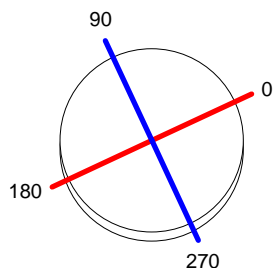


Luminaire			Measurem.			Lamp		
Code	4901		Code	4901		Code	PL ELECT pro16W/827	
Name	Table lamp g/f shade		Name	Table lamp g/f shade		Number	3	
Line	VIBIA-Warm		Date	08-01-2013		Position	Universal	
Efficiency			72.51%		Coordinate system	CG	Total Flux	2700.00 lm
Maximum value			162.72 cd/klm		Position	C=75.00 G=45.00	Double Symmetrical	
Round Luminaire			Diam.	420 mm	Height	240 mm		
Round Luminous Area			Diam.	420 mm	Height	240 mm		
Horizontal Luminous Area			0.138544 m2		Emitting area on Plane 180°		0.100800 m2	
Emitting area on Plane 0°			0.100800 m2		Emitting area on Plane 270°		0.100800 m2	
Emitting area on Plane 90°			0.100800 m2		Glare area at 76°		0.131323 m2	
Symmetry Type			Double Symmetrical		Maximum Gamma Angle		180	
Measurement Distance			6.44		Measurement Flux		2420.00 lm	
Operator			Asselum T2		Source voltage		230.00 V	
Temperature			20.00 °C		Source current			
Humidity			51.00 %		Photocell		PRC	
Notes								

Luminaire Lamps					
Line	Code	Name	Flux [lm]	Pow. [W]	Q.ty
PHILIPS 2005 ILCOS FBT,G,C,FSQ	PL ELECT pro16W/827	PL electr pro 16W/827 E27	900.00	16.00	3
C.I.E.	30 72 95 75 73	D DIN 5040	B11		
F UTE	0.54 I + 0.18 T	B NBN	BZ 7 / 0.8 / BZ 6 / 2 / BZ 5		

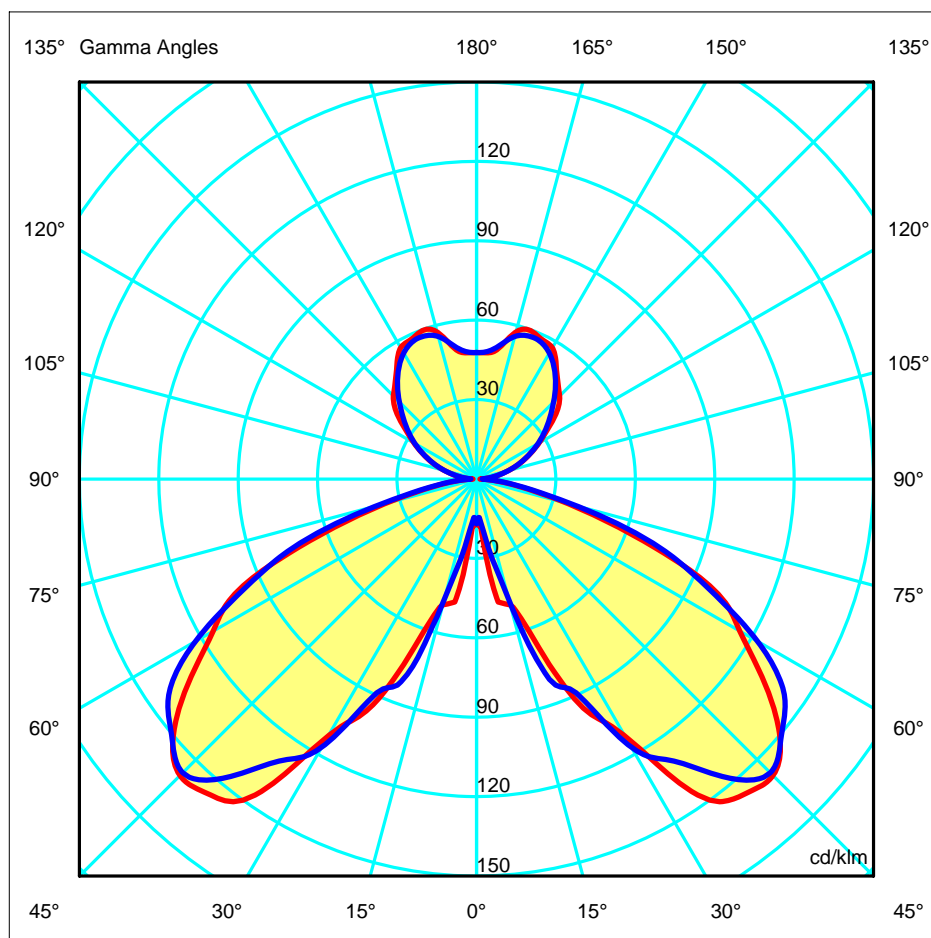
Diam=420mm



C Halfplanes

180.0 — 0.0
 270.0 — 90.0

ULOR 18.08 %
 DLOR 54.43 %
 RN 24.93 %



Luminaire		Measur.		Lamp			
Code	4901	Code	4901	Code	PL ELECT pro16W/827		
Name	Table lamp g/f shade	Name	Table lamp g/f shade	Number	3		
Line	VIBIA-Warm	Date	08-01-2013	Position	Universal		
Efficiency	72.51%	Coordinate system	CG	Total Flux	2700.00 lm		
Luminous Intensity Table cd/klm							
Table 1/1							
	C 0.00	C 15.00	C 30.00	C 45.00	C 60.00	C 75.00	C 90.00
G 0.0	16.88	16.88	16.88	16.88	16.88	16.88	16.88
G 5.0	18.19	15.77	10.35	13.28	13.23	15.72	15.21
G 10.0	47.18	39.59	35.51	40.25	37.62	35.59	26.96
G 15.0	49.21	59.43	58.13	64.04	62.49	58.60	47.29
G 20.0	66.20	75.58	71.73	77.90	68.14	76.64	80.55
G 25.0	95.52	88.94	89.11	87.13	96.43	90.56	89.18
G 30.0	111.99	118.25	112.63	110.60	111.02	118.69	117.05
G 35.0	145.75	137.23	137.92	141.51	134.09	146.64	130.06
G 40.0	155.96	150.52	156.30	160.17	149.88	161.03	147.28
G 45.0	158.42	156.51	159.23	160.91	155.61	162.72	156.93
G 50.0	149.34	151.63	151.72	152.10	142.45	153.89	150.36
G 55.0	132.23	139.22	144.58	139.92	126.74	138.98	141.88
G 60.0	114.81	123.40	127.81	126.30	114.71	123.83	122.54
G 65.0	99.04	100.72	99.79	106.72	101.59	102.98	95.54
G 70.0	64.92	70.74	73.49	75.24	70.95	77.00	71.20
G 75.0	35.47	40.15	42.55	39.57	36.94	39.94	39.10
G 80.0	16.57	19.46	17.68	17.34	17.59	17.33	18.49
G 85.0	7.18	7.72	7.40	7.57	7.51	7.33	7.72
G 90.0	1.30	2.14	1.83	1.97	2.26	1.37	2.23
G 95.0	4.85	4.39	4.63	4.70	4.36	4.44	4.25
G100.0	8.38	8.15	8.12	8.21	8.45	8.41	8.30
G105.0	12.71	12.48	12.51	12.61	12.66	12.51	12.58
G110.0	17.59	17.21	17.18	17.24	17.10	16.99	17.31
G115.0	22.27	21.79	21.89	21.83	21.85	22.07	21.85
G120.0	27.32	26.63	27.07	27.44	27.23	27.18	27.02
G125.0	32.82	31.71	31.41	31.94	33.49	32.01	31.46
G130.0	39.61	36.47	36.00	36.15	39.29	36.56	36.23
G135.0	44.42	40.93	41.64	41.49	44.40	41.98	41.20
G140.0	47.70	45.07	46.69	46.18	48.37	47.01	46.41
G145.0	52.51	50.13	50.61	50.34	52.86	51.19	51.25
G150.0	57.27	54.75	53.43	55.00	56.38	55.68	54.91
G155.0	58.26	57.15	55.59	57.53	58.52	58.57	57.30
G160.0	59.70	58.18	57.82	57.62	58.40	58.68	57.49
G165.0	57.53	57.65	58.07	57.30	56.37	56.94	55.75
G170.0	50.49	52.86	53.18	52.95	51.56	51.26	51.35
G175.0	47.81	48.14	48.60	48.12	48.70	48.14	48.39
G180.0	47.78	47.78	47.78	47.78	47.78	47.78	47.78

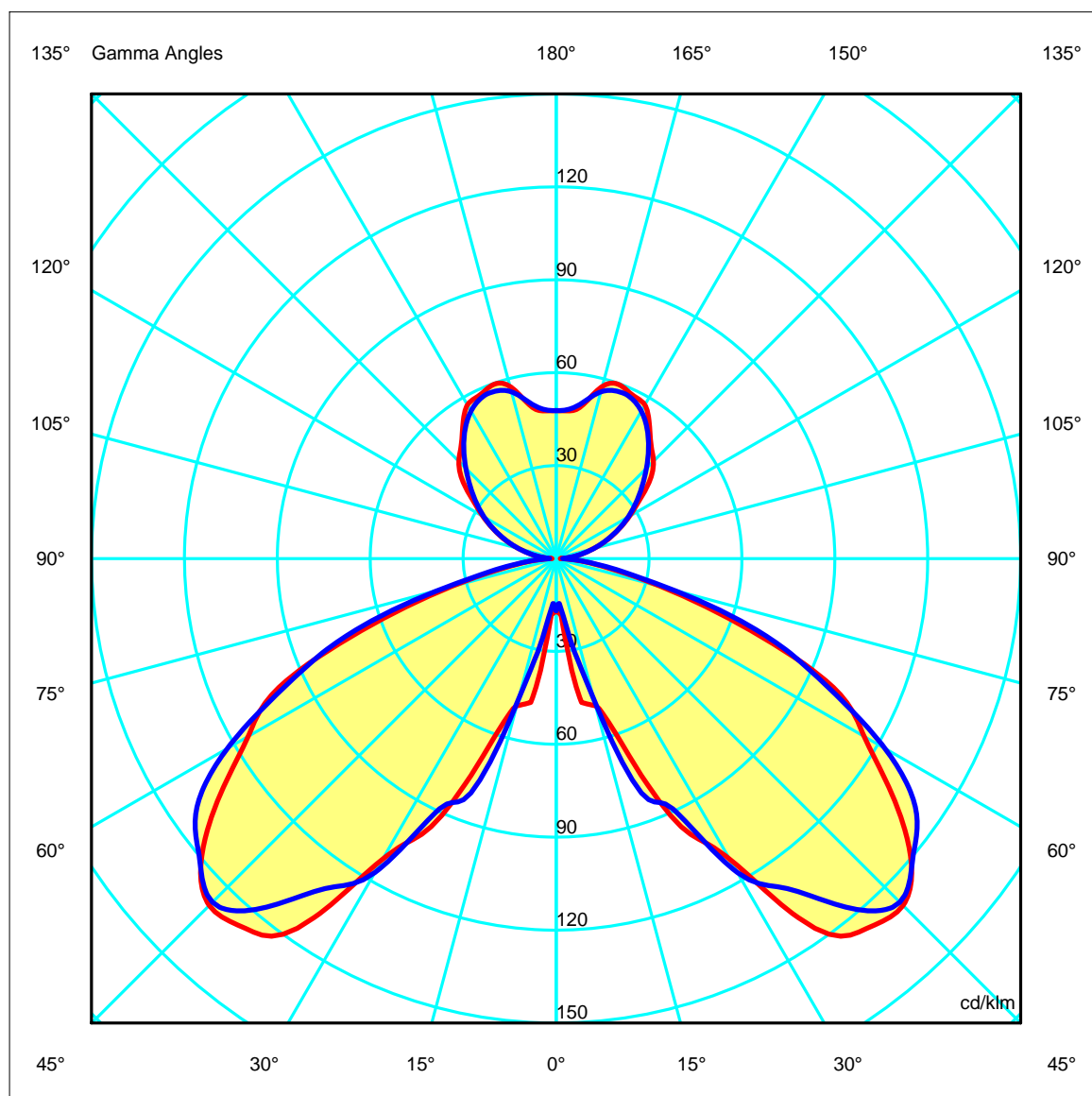
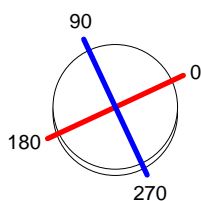
Luminaire		Measurem.		Lamp	
Code	4901	Code	4901	Code	PL ELECT pro16W/827
Name	Table lamp g/f shade	Name	Table lamp g/f shade	Number	3
Line	VIBIA-Warm	Date	08-01-2013	Position	Universal
Efficiency	72.51%	Coordinate system	CG	Total Flux	2700.00 lm

Diam=420mm

C Halfplanes

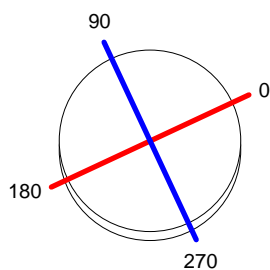
180.0 ————— 0.0

270.0 ————— 90.0



Luminaire		Measurem.		Lamp	
Code	4901	Code	4901	Code	PL ELECT pro16W/827
Name	Table lamp g/f shade	Name	Table lamp g/f shade	Number	3
Line	VIBIA-Warm	Date	08-01-2013	Position	Universal
Efficiency	72.51%	Coordinate system	CG	Total Flux	2700.00 lm

Diam=420mm



C Halfplanes

180.0 — 0.0
 270.0 — 90.0



Luminaire		Measur.		Lamp	
Code	4901	Code	4901	Code	PL ELECT pro16W/827
Name	Table lamp g/f shade	Name	Table lamp g/f shade	Number	3
Line	VIBIA-Warm	Date	08-01-2013	Position	Universal
Efficiency	72.51%	Coordinate system	CG	Total Flux	2700.00 lm

Total Flux=2700.00 Luminaire Flux=1957.74

RI	0.60	0.80	1.00	1.25	1.50	2.00	2.50	3.00	4.00	5.00	10.00	20.00
DRR	0.17	0.26	0.35	0.43	0.50	0.60	0.67	0.72	0.78	0.82	0.91	0.95
RC	9	8	7	7	7	7	6	6	6	6	6	6

Zonal Flux per 1000 Lumen

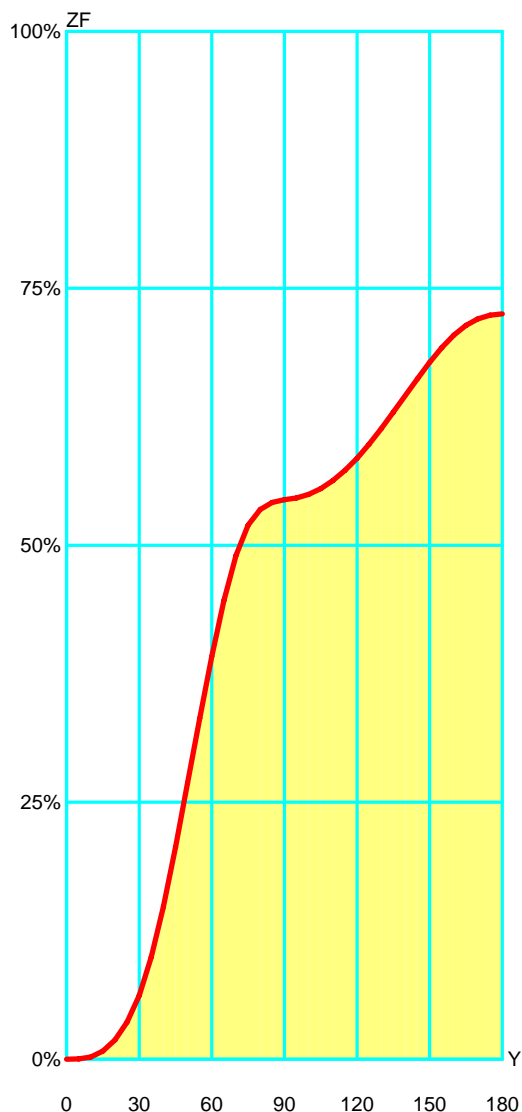
Y°	10	20	30	40	50	60	70	80	90	100	110	120	130	140	150	160	170	180
ZF(Y)	2	19	62	148	269	392	490	535	544	550	563	585	613	646	678	704	720	725

CIE Flux Codes

30 72 95 75 73

C.I.E. 9/8/7/7/7/6/6/6/6/6
D DIN 5040 B11
F UTE 0.54 I + 0.18 T
B NBN BZ 7 / 0.8 / BZ 6 / 2 / BZ 5
RN 24.93077 %
BLF 1.0

LOR 72.50905 %
ULOR 18.07707 %
DLOR 54.43199 %
UFF 24.93077 %
DFF 75.06923 %
FFR 33.21037 %



Zonal Flux				
Gamma °	Flux	Sum lm	Flux [%]	Sum [%]
0°	0.00	0.00	0.00 %	0.00 %
5°	0.37	0.37	0.05 %	0.05 %
10°	1.85	2.22	0.26 %	0.31 %
15°	5.70	7.92	0.79 %	1.09 %
20°	10.91	18.83	1.50 %	2.60 %
25°	17.27	36.10	2.38 %	4.98 %
30°	25.95	62.05	3.58 %	8.56 %
35°	37.33	99.38	5.15 %	13.71 %
40°	49.07	148.46	6.77 %	20.47 %
45°	58.08	206.54	8.01 %	28.48 %
50°	62.45	268.99	8.61 %	37.10 %
55°	62.63	331.61	8.64 %	45.73 %
60°	60.15	391.76	8.29 %	54.03 %
65°	54.45	446.20	7.51 %	61.54 %
70°	44.08	490.29	6.08 %	67.62 %
75°	29.27	519.56	4.04 %	71.65 %
80°	15.31	534.87	2.11 %	73.77 %
85°	6.88	541.75	0.95 %	74.71 %
90°	2.57	544.32	0.35 %	75.07 %
95°	1.75	546.07	0.24 %	75.31 %
100°	3.48	549.55	0.48 %	75.79 %
105°	5.58	555.13	0.77 %	76.56 %
110°	7.78	562.91	1.07 %	77.63 %
115°	9.90	572.81	1.37 %	79.00 %
120°	11.92	584.73	1.64 %	80.64 %
125°	13.69	598.42	1.89 %	82.53 %
130°	15.04	613.47	2.07 %	84.61 %
135°	16.02	629.48	2.21 %	86.81 %
140°	16.47	645.95	2.27 %	89.09 %
145°	16.33	662.28	2.25 %	91.34 %
150°	15.67	677.95	2.16 %	93.50 %
155°	14.27	692.22	1.97 %	95.47 %
160°	12.14	704.36	1.67 %	97.14 %
165°	9.51	713.87	1.31 %	98.45 %
170°	6.48	720.35	0.89 %	99.35 %
175°	3.59	723.94	0.50 %	99.84 %
180°	1.15	725.09	0.16 %	100.00 %

Luminaire		Measurem.		Lamp	
Code	4901	Code	4901	Code	PL ELECT pro16W/827
Name	Table lamp g/f shade	Name	Table lamp g/f shade	Number	3
Line	VIBIA-Warm	Date	08-01-2013	Position	Universal
Efficiency	72.51%	Coordinate system	CG	Total Flux	2700.00 lm

UGR
S = 0.250

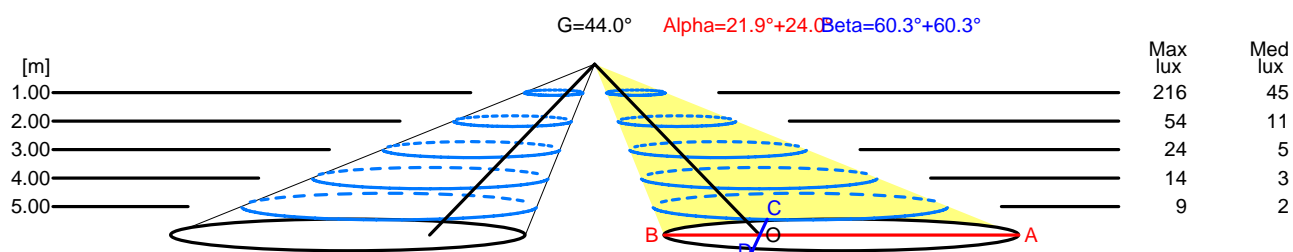
Reflectancies										
Ceiling/Cavity	0.7	0.7	0.5	0.5	0.3	0.7	0.7	0.5	0.5	0.3
Walls	0.5	0.3	0.5	0.3	0.3	0.5	0.3	0.5	0.3	0.3
WorkingPlane	0.2	0.2	0.2	0.2	0.2	0.2	0.2	0.2	0.2	0.2
RoomDimensions	ViewedCrosswise					ViewedEndwise				
x=2H y=2H	14.5	15.6	15.1	16.3	16.9	14.4	15.6	15.0	16.2	16.9
x=2H y=3H	15.7	16.7	16.3	17.4	18.2	15.7	16.8	16.4	17.4	18.2
x=2H y=4H	15.9	16.8	16.5	17.5	18.4	16.0	17.0	16.6	17.6	18.4
x=2H y=6H	15.9	16.8	16.6	17.5	18.4	16.0	16.9	16.7	17.6	18.4
x=2H y=8H	15.9	16.7	16.6	17.4	18.4	16.0	16.9	16.7	17.5	18.4
x=2H y=12H	15.8	16.7	16.6	17.4	18.3	16.0	16.8	16.7	17.5	18.3
x=4H y=2H	15.0	16.0	15.7	16.7	17.4	15.0	16.0	15.7	16.6	17.4
x=4H y=3H	16.3	17.1	17.0	17.9	18.7	16.4	17.2	17.1	17.9	18.7
x=4H y=4H	16.6	17.3	17.3	18.0	19.0	16.7	17.4	17.4	18.1	19.0
x=4H y=6H	16.7	17.3	17.4	18.0	19.0	16.7	17.3	17.5	18.1	19.0
x=4H y=8H	16.7	17.2	17.4	18.0	18.9	16.7	17.3	17.5	18.0	18.9
x=4H y=12H	16.6	17.1	17.4	17.9	18.9	16.7	17.2	17.4	18.0	18.9
x=8H y=4H	16.6	17.2	17.4	18.0	18.9	16.7	17.3	17.4	18.0	18.9
x=8H y=6H	16.7	17.2	17.5	18.0	19.0	16.8	17.2	17.6	18.0	19.0
x=8H y=8H	16.7	17.1	17.5	17.9	18.9	16.8	17.2	17.6	18.0	18.9
x=8H y=12H	16.7	17.1	17.5	17.9	18.9	16.8	17.1	17.6	17.9	18.9
x=12H y=4H	16.6	17.1	17.4	17.9	18.9	16.6	17.1	17.4	17.9	18.9
x=12H y=6H	16.7	17.1	17.5	17.9	18.9	16.7	17.1	17.5	17.9	18.9
x=12H y=8H	16.7	17.1	17.5	17.9	18.9	16.7	17.1	17.6	17.9	18.9

Luminaire		Measurem.		Lamp	
Code	4901	Code	4901	Code	PL ELECT pro16W/827
Name	Table lamp g/f shade	Name	Table lamp g/f shade	Number	3
Line	VIBIA-Warm	Date	08-01-2013	Position	Universal
Efficiency	72.51%	Coordinate system	CG	Total Flux	2700.00 lm

Width at 50.00 % of MaxLux

H[m]	1.00	2.00	3.00	4.00	5.00	H[m]	1.00	2.00	3.00	4.00	5.00
OA	1.51	3.03	4.54	6.06	7.57	OC	2.43	4.87	7.30	9.73	12.16
OB	0.56	1.12	1.68	2.24	2.80	OD	2.43	4.87	7.30	9.73	12.16

	0	5	15	25	35	45	55	65	75	85
OA	45.58	49.11	132.88	257.91	393.54	427.73	357.02	267.42	95.78	19.38
OB	45.58	49.11	132.88	257.91	393.54	427.73	357.02	267.42	95.78	19.38
OC	45.58	41.06	127.69	240.80	351.17	423.70	383.07	257.96	105.57	20.85
OD	45.58	41.06	127.69	240.80	351.17	423.70	383.07	257.96	105.57	20.85



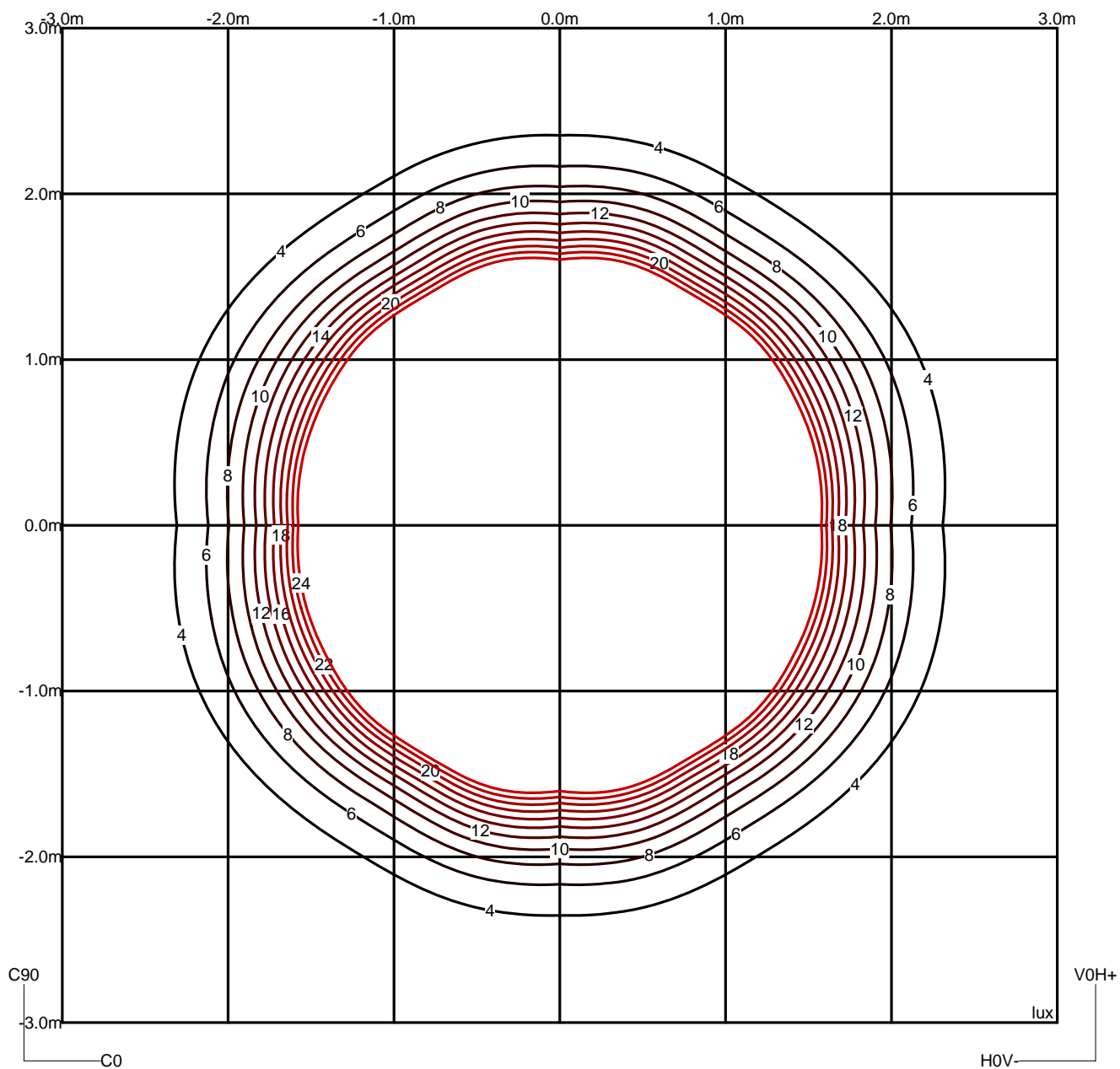
H[m]	D[m]	Max lux	Med lux	Alpha=21.9°+24.0°	G=44.0
1.00	2.07	216	45		
2.00	4.15	54	11		
3.00	6.22	24	5		
4.00	8.30	14	3		
5.00	10.37	9	2		

H[m]	D[m]	Max lux	Med lux	Beta=60.3°+60.3°	G=0.0
1.00	4.87	216	45		
2.00	9.73	54	11		
3.00	14.60	24	5		
4.00	19.46	14	3		
5.00	24.33	9	2		

Luminaire		Measurem.		Lamp	
Code	4901	Code	4901	Code	PL ELECT pro16W/827
Name	Table lamp g/f shade	Name	Table lamp g/f shade	Number	3
Line	VIBIA-Warm	Date	08-01-2013	Position	Universal
Efficiency	72.51%	Coordinate system	CG	Total Flux	2700.00 lm

Isolux (Floor)

Luminaire position X=0.00m Y=0.00m Z=0.60m



Luminaire				Measur.				Lamp			
Code	4901			Code	4901			Code	PL ELECT pro16W/827		
Name	Table lamp g/f shade			Name	Table lamp g/f shade			Number	3		
Line	VIBIA-Warm			Date	08-01-2013			Position	Universal		
Efficiency	72.51%			Coordinate system	CG			Total Flux	2700.00 lm		

Utilizations CIE

Mounting	Direct				114-Norm type Normalised								Suspension Ratio 1/3								Standard CIE Settings							
	Ceiling																											
K	8873	8773	8871	8771	7773	7771	7753	7553	7751	7551	7731	7331	7711	7111	5551	5531	5331	5511	5111	3331	3311	1111	0000					
0.60	288	259	263	237	247	226	194	165	182	156	153	115	131	89	145	123	109	107	85	103	90	78	68					
0.80	322	295	281	260	281	248	224	196	203	178	170	135	146	107	167	142	128	123	102	121	106	93	80					
1.00	344	320	290	271	305	260	247	220	216	194	183	151	157	121	181	156	143	135	115	136	119	106	90					
1.25	363	342	293	278	326	267	269	244	226	206	194	165	168	135	194	168	156	148	129	149	132	119	100					
1.50	377	358	294	281	341	270	287	264	232	215	202	176	177	146	203	178	167	157	140	159	142	129	108					
2.00	393	378	290	281	360	271	312	292	239	225	212	191	190	163	214	191	182	172	157	174	158	146	121					
2.50	404	391	286	279	373	270	330	313	243	232	219	201	199	176	220	201	192	183	169	185	170	158	129					
3.00	411	400	283	277	382	269	344	328	245	236	224	208	206	185	225	207	200	191	179	192	179	168	136					
4.00	421	412	278	274	394	267	362	349	248	240	231	218	215	198	231	216	210	202	192	203	191	181	145					
5.00	427	420	275	271	402	265	375	364	249	243	235	224	221	207	234	222	217	210	201	210	199	190	151					
10.00	440	436	266	265	418	260	403	396	252	249	244	238	236	228	241	234	231	227	222	225	219	211	164					
20.00	446	444	261	261	427	257	418	415	252	251	248	245	244	240	244	241	239	237	234	233	230	224	172					

Wall

K	8873	8773	8871	8771	7773	7771	7753	7553	7751	7551	7731	7331	7711	7111	5551	5531	5331	5511	5111	3331	3311	1111	0000											
0.60	342	326	310	297	318	290	250	237	234	223	196	182	169	155	217	184	178	160	152	175	153	149	136											
0.80	390	374	343	331	362	322	294	280	269	256	230	214	202	185	247	215	209	190	182	204	182	175	160											
1.00	423	407	364	353	393	342	327	312	292	280	255	239	226	209	269	238	231	213	204	225	203	195	178											
1.25	451	437	379	369	419	357	358	342	312	301	277	261	249	231	287	258	251	234	224	243	222	212	193											
1.50	472	458	389	380	438	367	381	365	326	315	293	278	266	249	300	272	266	250	240	256	236	225	204											
2.00	495	483	395	388	460	374	410	396	340	331	312	298	288	271	313	289	283	269	260	271	253	240	216											
2.50	510	499	398	392	474	378	430	416	349	341	324	311	302	286	321	300	295	282	273	280	264	249	223											
3.00	519	510	398	393	483	379	443	431	354	346	331	319	312	297	325	307	302	290	282	286	272	256	227											
4.00	532	525	400	396	496	382	463	453	361	355	343	333	326	313	332	317	313	303	296	295	283	265	234											
5.00	542	536	402	399	505	384	477	468	367	362	351	342	337	325	338	325	321	313	306	301	291	272	240											
10.00	564	560	407	405	527	390	510	504	380	377	371	366	362	355	351	343	341	336	332	318	312	289	253											
20.00	575	573	409	408	538	393	529	526	387	386	382	379	377	373	358	354	353	350	347	327	324	299	261											

Working Pl.

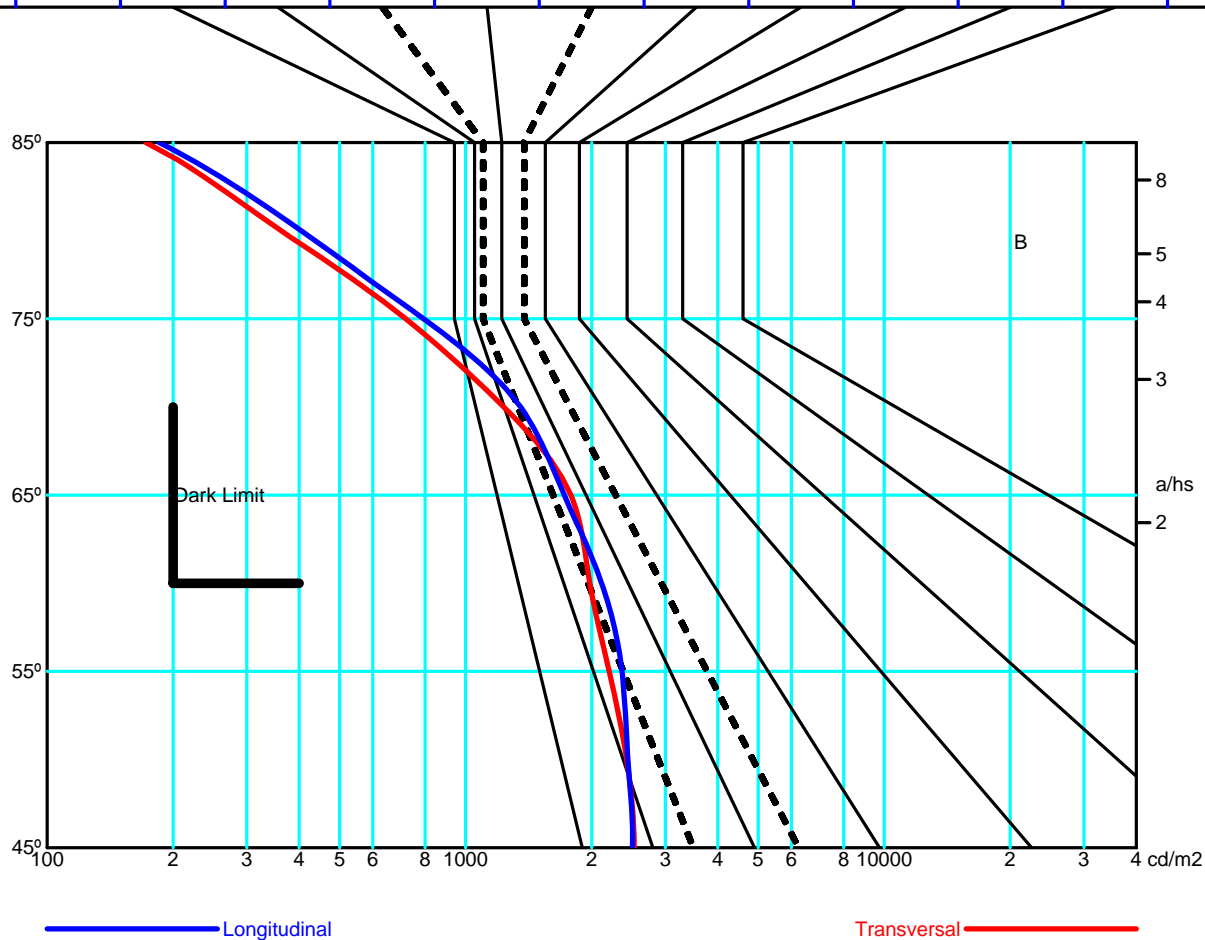
K	8873	8773	8871	8771	7773	7771	7753	7553	7751	7551	7731	7331	7711	7111	5551	5531	5331	5511	5111	3331	3311	1111	0000											
0.60	327	311	305	291	300	282	218	204	210	198	161	146	126	112	189	147	142	115	109	137	108	103	90											
0.80	411	393	379	364	378	351	294	278	281	266	230	212	192	174	254	210	204	177	168	197	167	159	144											
1.00	477	458	434	420	438	404	356	338	337	322	287	267	248	227	305	263	255	229	219	245	216	205	189											
1.25	539	521	486	473	497	455	419	400	393	378	345	323	306	283	357	317	308	284	272	295	266	253	236											
1.50	587	570	524	512	542	492	468	449	435	421	390	368	352	328	396	358	350	327	314	333	307	290	273											
2.00	655	640	577	567	607	545	542	524	497	484	457	437	423	399	454	421	413	393	380	392	368	347	329											
2.50	700	686	610	602	649	579	592	575	537	526	502	483	471	448	492	463	456	438	425	430	409	385	366											
3.00	731	719	633	626	679	602	628	612	566	555	534	517	507	484	519	493	486	471	459	458	439	412	393											
4.00	771	761	662	656	718	631	676	662	602	593	576	561	553	533	553	532	526	513	503	494	478	447	427											
5.00	797	788	679	674	742	648	707	694	624	617	603	589	582	565	574	557	552	541	531	516	503	469	448											
10.00	849	845	713	711	793	684	773	766	671	667	659	651	647	636	619	609	606	600	594	564	556	515	494											
20.00	877	875	731	730	821	703	810	806	696	694	689	685	683	676	643	638	636	633	629	590	585	541	518											

LM53 SHR C0-C180: 4.101 SHR C90-C270: 4.101 SHR Square: 1.790

Luminaire		Measurem.		Lamp	
Code	4901	Code	4901	Code	PL ELECT pro16W/827
Name	Table lamp g/f shade	Name	Table lamp g/f shade	Number	3
Line	VIBIA-Warm	Date	08-01-2013	Position	Universal
Efficiency	72.51%	Coordinate system	CG	Total Flux	2700.00 lm

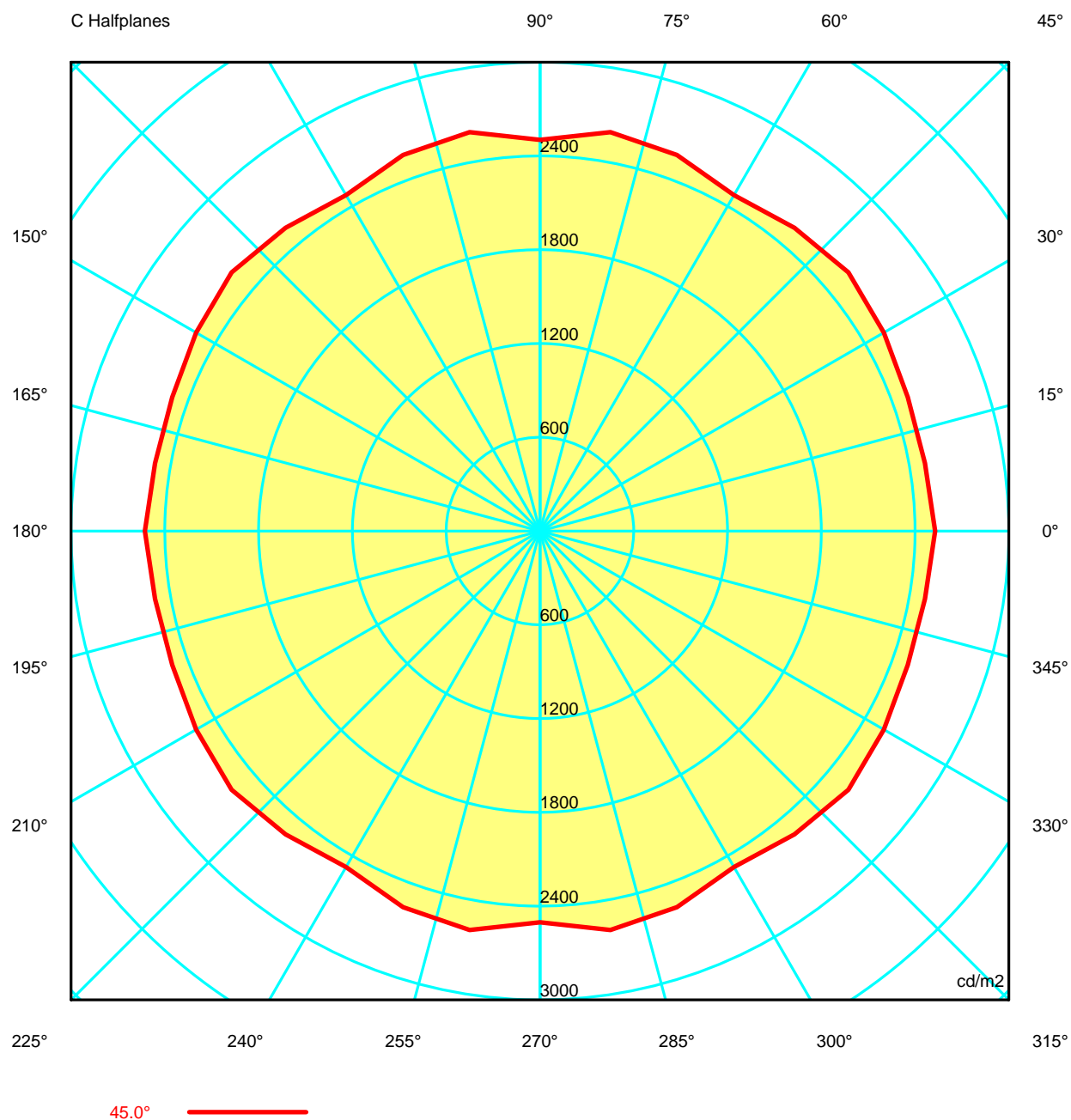
Average Luminance [cd/m ²]										
0°	45°	50°	55°	60°	65°	70°	75°	80°	85°	
0°	2527.4	2425.1	2203.3	1979.8	1783.9	1233.5	718.9	362.8	172.3	---
90°	2503.5	2441.7	2364.1	2113.2	1720.8	1352.9	792.4	404.8	185.4	---

Flush mounted or transversal view												
		Illumination(lx)										
A	A	2000	1000	750	500		<300					1.15
B	1		2000	1500	1000	750	500	<300				1.5
C					2000		1000	500	<300			1.85
D	2						2000	1000	500	<300		2.2
E	3							2000	1000	500	<300	2.55



Luminaire		Measur.		Lamp	
Code	4901	Code	4901	Code	PL ELECT pro16W/827
Name	Table lamp g/f shade	Name	Table lamp g/f shade	Number	3
Line	VIBIA-Warm	Date	08-01-2013	Position	Universal
Efficiency	72.51%	Coordinate system	CG	Total Flux	2700.00 lm

Luminance



Luminaire				Measurem.				Lamp					
Code	4901			Code	4901			Code	PL ELECT pro16W/827				
Name	Table lamp g/f shade			Name	Table lamp g/f shade			Number	3				
Line	VIBIA-Warm			Date	08-01-2013			Position	Universal				
Efficiency				72.51%		Coordinate system		CG		Total Flux		2700.00 lm	
				Luminance cd/m2		Table 1/3							
	C 0.00	C 10.00	C 20.00	C 30.00	C 40.00	C 50.00	C 60.00	C 70.00	C 80.00	C 90.00	C 100.00	C 110.00	C 120.00
G 0.0	328.98	328.98	328.98	328.98	328.98	328.98	328.98	328.98	328.98	328.98	328.98	328.98	328.98
G 5.0	334.52	315.02	251.09	190.36	226.30	248.88	243.30	273.88	293.45	279.72	293.45	273.88	243.30
G 10.0	827.47	737.75	654.50	622.84	682.11	702.32	659.82	641.89	586.73	472.85	586.73	641.89	659.82
G 15.0	830.93	969.41	1002.23	981.41	1048.75	1087.42	1055.07	1020.75	938.46	798.52	938.46	1020.75	1055.07
G 20.0	1085.55	1216.41	1220.13	1176.16	1260.31	1232.80	1117.28	1193.58	1295.79	1320.83	1295.79	1193.58	1117.28
G 25.0	1533.68	1449.82	1426.48	1430.80	1409.60	1446.94	1548.22	1497.18	1446.69	1431.91	1446.69	1497.18	1548.22
G 30.0	1774.61	1861.06	1855.57	1784.78	1757.53	1745.32	1759.37	1845.28	1889.72	1854.80	1889.72	1845.28	1759.37
G 35.0	2297.29	2196.51	2148.01	2173.82	2235.17	2181.86	2113.49	2259.93	2279.29	2049.96	2279.29	2259.93	2113.49
G 40.0	2463.55	2390.29	2390.68	2468.94	2542.48	2468.30	2367.62	2492.71	2520.82	2326.47	2520.82	2492.71	2367.62
G 45.0	2527.36	2500.46	2503.74	2540.34	2575.07	2533.31	2482.55	2561.08	2591.62	2503.51	2591.62	2561.08	2482.55
G 50.0	2425.08	2455.39	2462.68	2463.69	2489.79	2408.84	2313.18	2433.31	2514.24	2441.67	2514.24	2433.31	2313.18
G 55.0	2203.32	2281.19	2357.33	2409.06	2388.67	2240.40	2111.83	2233.64	2331.92	2364.08	2331.92	2233.64	2111.83
G 60.0	1979.82	2085.08	2160.60	2204.13	2215.16	2101.40	1978.12	2073.77	2156.47	2113.19	2156.47	2073.77	1978.12
G 65.0	1783.91	1814.35	1808.54	1797.33	1893.62	1904.10	1829.72	1847.96	1830.93	1720.83	1830.93	1847.96	1829.72
G 70.0	1233.52	1313.76	1364.24	1396.29	1434.08	1397.66	1348.02	1428.93	1454.65	1352.87	1454.65	1428.93	1348.02
G 75.0	718.94	784.01	839.50	862.40	829.95	773.77	748.69	789.19	814.37	792.41	814.37	789.19	748.69
G 80.0	362.75	415.88	419.51	387.03	377.30	382.67	385.08	379.47	384.47	404.78	384.47	379.47	385.08
G 85.0	172.26	183.31	183.63	177.73	180.39	182.42	180.22	176.22	177.62	185.35	177.62	176.22	180.22
G 90.0	34.72	53.03	56.50	49.08	49.18	57.97	60.51	42.72	38.84	59.84	38.84	42.72	60.51

Luminaire				Measurem.				Lamp					
Code	4901			Code	4901			Code	PL ELECT pro16W/827				
Name	Table lamp g/f shade			Name	Table lamp g/f shade			Number	3				
Line	VIBIA-Warm			Date	08-01-2013			Position	Universal				
Efficiency	72.51%			Coordinate system	CG			Total Flux	2700.00 lm				
Luminance cd/m2				Table 2/3									
	C 130.00	C 140.00	C 150.00	C 160.00	C 170.00	C 180.00	C 190.00	C 200.00	C 210.00	C 220.00	C 230.00	C 240.00	C 250.00
G 0.0	328.98	328.98	328.98	328.98	328.98	328.98	328.98	328.98	328.98	328.98	328.98	328.98	328.98
G 5.0	248.88	226.30	190.36	251.09	315.02	334.52	315.02	251.09	190.36	226.30	248.88	243.30	273.88
G 10.0	702.32	682.11	622.84	654.50	737.75	827.47	737.75	654.50	622.84	682.11	702.32	659.82	641.89
G 15.0	1087.42	1048.75	981.41	1002.23	969.41	830.93	969.41	1002.23	981.41	1048.75	1087.42	1055.07	1020.75
G 20.0	1232.80	1260.31	1176.16	1220.13	1216.41	1085.55	1216.41	1220.13	1176.16	1260.31	1232.80	1117.28	1193.58
G 25.0	1446.94	1409.60	1430.80	1426.48	1449.82	1533.68	1449.82	1426.48	1430.80	1409.60	1446.94	1548.22	1497.18
G 30.0	1745.32	1757.53	1784.78	1855.57	1861.06	1774.61	1861.06	1855.57	1784.78	1757.53	1745.32	1759.37	1845.28
G 35.0	2181.86	2235.17	2173.82	2148.01	2196.51	2297.29	2196.51	2148.01	2173.82	2235.17	2181.86	2113.49	2259.93
G 40.0	2468.30	2542.48	2468.94	2390.68	2390.29	2463.55	2390.29	2390.68	2468.94	2542.48	2468.30	2367.62	2492.71
G 45.0	2533.31	2575.07	2540.34	2503.74	2500.46	2527.36	2500.46	2503.74	2540.34	2575.07	2533.31	2482.55	2561.08
G 50.0	2408.84	2489.79	2463.69	2462.68	2455.39	2425.08	2455.39	2462.68	2463.69	2489.79	2408.84	2313.18	2433.31
G 55.0	2240.40	2388.67	2409.06	2357.33	2281.19	2203.32	2281.19	2357.33	2409.06	2388.67	2240.40	2111.83	2233.64
G 60.0	2101.40	2215.16	2204.13	2160.60	2085.08	1979.82	2085.08	2160.60	2204.13	2215.16	2101.40	1978.12	2073.77
G 65.0	1904.10	1893.62	1797.33	1808.54	1814.35	1783.91	1814.35	1808.54	1797.33	1893.62	1904.10	1829.72	1847.96
G 70.0	1397.66	1434.08	1396.29	1364.24	1313.76	1233.52	1313.76	1364.24	1396.29	1434.08	1397.66	1348.02	1428.93
G 75.0	773.77	829.95	862.40	839.50	784.01	718.94	784.01	839.50	862.40	829.95	773.77	748.69	789.19
G 80.0	382.67	377.30	387.03	419.51	415.88	362.75	415.88	419.51	387.03	377.30	382.67	385.08	379.47
G 85.0	182.42	180.39	177.73	183.63	183.31	172.26	183.31	183.63	177.73	180.39	182.42	180.22	176.22
G 90.0	57.97	49.18	49.08	56.50	53.03	34.72	53.03	56.50	49.08	49.18	57.97	60.51	42.72

Luminaire					Measurem.					Lamp			
Code	4901				Code	4901				Code	PL ELECT pro16W/827		
Name	Table lamp g/f shade				Name	Table lamp g/f shade				Number	3		
Line	VIBIA-Warm				Date	08-01-2013				Position	Universal		
Efficiency		72.51%			Coordinate system		CG			Total Flux		2700.00 lm	
Luminance cd/m2					Table 3/3								
	C 180.00	C 190.00	C 200.00	C 210.00	C 220.00	C 230.00	C 240.00	C 250.00	C 260.00	C 270.00	C 280.00	C 290.00	C 300.00
G 0.0	328.98	328.98	328.98	328.98	328.98	328.98	328.98	328.98	328.98	328.98	328.98	328.98	328.98
G 5.0	334.52	315.02	251.09	190.36	226.30	248.88	243.30	273.88	293.45	279.72	293.45	273.88	243.30
G 10.0	827.47	737.75	654.50	622.84	682.11	702.32	659.82	641.89	586.73	472.85	586.73	641.89	659.82
G 15.0	830.93	969.41	1002.23	981.41	1048.75	1087.42	1055.07	1020.75	938.46	798.52	938.46	1020.75	1055.07
G 20.0	1085.55	1216.41	1220.13	1176.16	1260.31	1232.80	1117.28	1193.58	1295.79	1320.83	1295.79	1193.58	1117.28
G 25.0	1533.68	1449.82	1426.48	1430.80	1409.60	1446.94	1548.22	1497.18	1446.69	1431.91	1446.69	1497.18	1548.22
G 30.0	1774.61	1861.06	1855.57	1784.78	1757.53	1745.32	1759.37	1845.28	1889.72	1854.80	1889.72	1845.28	1759.37
G 35.0	2297.29	2196.51	2148.01	2173.82	2235.17	2181.86	2113.49	2259.93	2279.29	2049.96	2279.29	2259.93	2113.49
G 40.0	2463.55	2390.29	2390.68	2468.94	2542.48	2468.30	2367.62	2492.71	2520.82	2326.47	2520.82	2492.71	2367.62
G 45.0	2527.36	2500.46	2503.74	2540.34	2575.07	2533.31	2482.55	2561.08	2591.62	2503.51	2591.62	2561.08	2482.55
G 50.0	2425.08	2455.39	2462.68	2463.69	2489.79	2408.84	2313.18	2433.31	2514.24	2441.67	2514.24	2433.31	2313.18
G 55.0	2203.32	2281.19	2357.33	2409.06	2388.67	2240.40	2111.83	2233.64	2331.92	2364.08	2331.92	2233.64	2111.83
G 60.0	1979.82	2085.08	2160.60	2204.13	2215.16	2101.40	1978.12	2073.77	2156.47	2113.19	2156.47	2073.77	1978.12
G 65.0	1783.91	1814.35	1808.54	1797.33	1893.62	1904.10	1829.72	1847.96	1830.93	1720.83	1830.93	1847.96	1829.72
G 70.0	1233.52	1313.76	1364.24	1396.29	1434.08	1397.66	1348.02	1428.93	1454.65	1352.87	1454.65	1428.93	1348.02
G 75.0	718.94	784.01	839.50	862.40	829.95	773.77	748.69	789.19	814.37	792.41	814.37	789.19	748.69
G 80.0	362.75	415.88	419.51	387.03	377.30	382.67	385.08	379.47	384.47	404.78	384.47	379.47	385.08
G 85.0	172.26	183.31	183.63	177.73	180.39	182.42	180.22	176.22	177.62	185.35	177.62	176.22	180.22
G 90.0	34.72	53.03	56.50	49.08	49.18	57.97	60.51	42.72	38.84	59.84	38.84	42.72	60.51