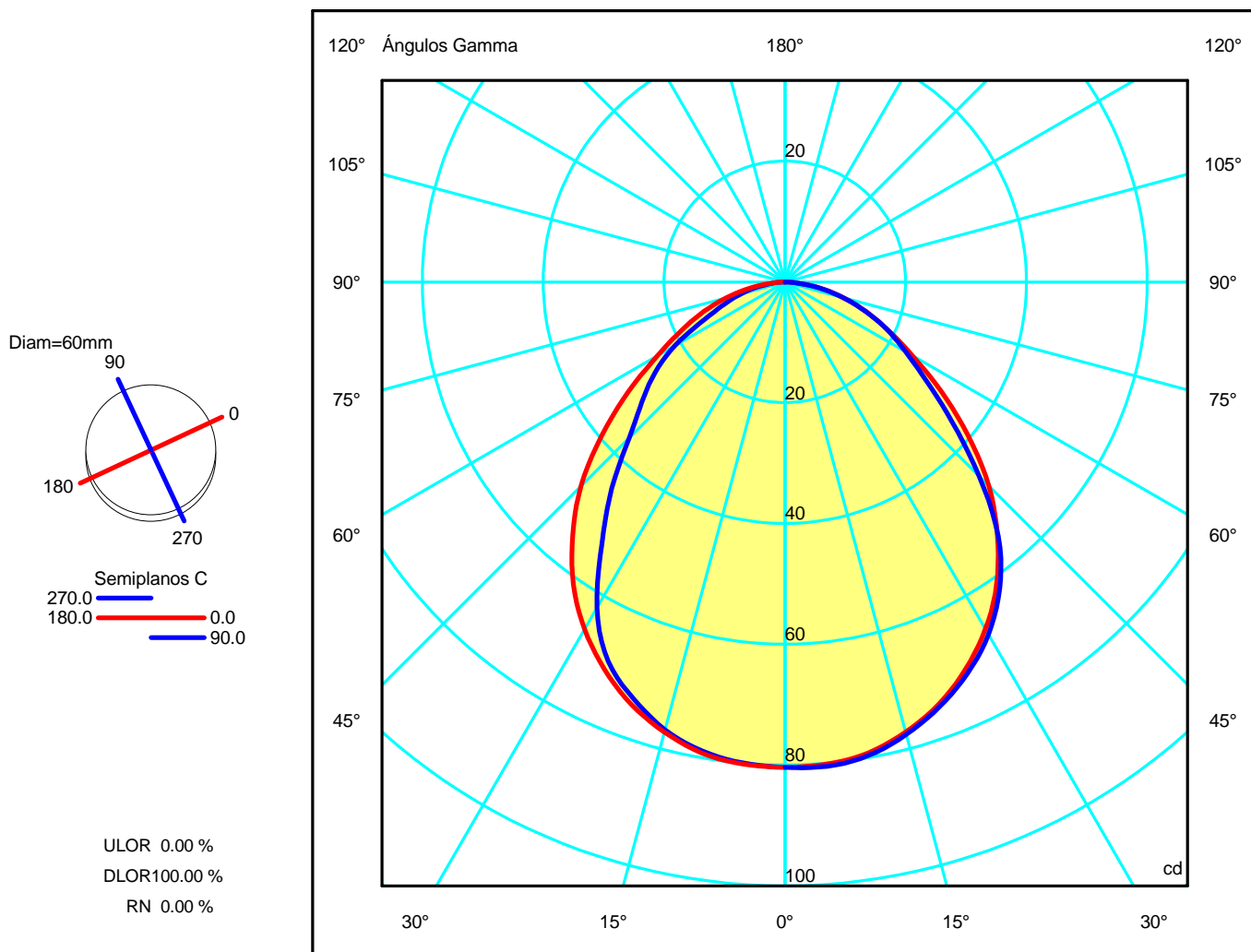


<b>Luminaire</b>										
Code	1692XX/XX									
Name	PIN									
<b>Measur.</b>										
Code										
Name	2700K CRI 90									
Luminaire Flux		192.18 lm	Luminaire Power		6.03 W	Efficacy	31.88 lm/W	Efficiency	100.00%	
Sources Flux		192.18 lm	Maximum value		80.54 cd	Position	C=75.00 G=4.00	CG	Sym. on planes 270-90	
Round Luminaire			Diam.	60 mm	Height	35 mm				
Round Luminous Area			Diam.	51 mm	Height	0 mm				
Horizontal Luminous Area			0.002043 m2		Emitting area on Plane 180°		0.000000 m2			
Emitting area on Plane 0°			0.000000 m2		Emitting area on Plane 270°		0.000000 m2			
Emitting area on Plane 90°			0.000000 m2		Glare area at 76°		0.000494 m2			
Coordinate system			CG		Symmetry Type		Sym. on planes 270-90			
Date			26-07-2019		Maximum Gamma Angle		90			
Measurement Distance			0.00		Measurement Flux		192.18 lm			
Operator			Asselum T3		Rated Voltage					
Temperature			25.00 °C		Rated Current					
Humidity			60.00 %		Photocell					
Notes										
<b>Luminaire Lamps</b>										
Line	Code		Name				Flux [lm]	Pow. [W]	Q.ty	
NICHIA NF2L757GRT-V1F1 sm27	1x 5750175		1x LED 4,5W 350mA				192.18	6.03	1	
C.I.E.	54	84	97	100	100	D DIN 5040	A40			
F UTE	1.00	D					B NBN	BZ 4		



**Luminaire**  
 Code 1692XX/XX  
 Name PIN  
**Measur.**  
 Code  
 Name 2700K CRI 90

Luminaire Flux	192.18 lm	Luminaire Power	6.03 W	Efficacy	31.88 lm/W	Efficiency	100.00%
Sources Flux	192.18 lm	Maximum value	80.54 cd	Position	C=75.00 G=4.00	CG	Sym. on planes 270-90

Luminous Intensity Table cd Table 1/2													
	C 270.00	C 285.00	C 300.00	C 315.00	C 330.00	C 345.00	C 0.00	C 15.00	C 30.00	C 45.00	C 60.00	C 75.00	C 90.00
G 0.0	80	80	80	80	80	80	80	80	80	80	80	80	80
G 1.0	80	80	80	80	80	80	80	80	80	80	80	80	80
G 2.0	80	80	80	80	80	80	80	80	80	80	80	80	80
G 3.0	80	80	80	80	80	80	80	80	80	80	80	81	81
G 4.0	80	80	80	80	80	80	80	80	80	80	80	81	81
G 5.0	80	80	80	80	80	80	80	80	80	80	80	81	80
G 6.0	80	80	80	80	80	80	80	80	80	80	80	80	80
G 7.0	80	80	80	80	80	80	80	80	80	80	80	80	80
G 8.0	79	79	79	79	79	80	80	80	80	80	80	80	80
G 9.0	79	79	79	79	79	79	80	80	80	80	80	80	80
G 10.0	79	79	79	79	79	79	79	79	79	79	80	80	80
G 11.0	79	79	79	79	79	79	79	79	79	79	79	79	79
G 12.0	78	78	78	79	78	78	78	79	79	79	79	79	79
G 13.0	78	78	78	78	78	78	78	78	78	78	79	79	78
G 14.0	77	77	77	78	77	77	78	78	78	78	78	78	78
G 15.0	77	77	77	77	77	77	77	77	77	78	78	78	78
G 16.0	76	76	76	77	76	76	77	77	77	77	77	77	77
G 17.0	75	76	76	76	76	76	76	76	76	77	77	77	77
G 18.0	75	75	75	76	75	75	76	76	76	76	76	76	76
G 19.0	74	74	75	75	75	75	75	75	75	75	75	75	75
G 20.0	73	74	74	74	74	74	74	75	75	75	75	75	75
G 21.0	73	73	73	73	74	73	74	74	74	74	74	74	74
G 22.0	72	72	72	73	73	73	73	73	73	73	73	74	74
G 23.0	71	71	72	72	72	72	72	72	73	73	73	73	73
G 24.0	70	70	71	71	71	71	72	72	72	72	72	72	72
G 25.0	69	70	70	71	71	71	71	71	71	71	71	71	72
G 26.0	68	69	69	70	70	70	70	70	70	70	70	71	71
G 27.0	67	68	68	69	69	69	69	69	69	70	70	70	70
G 28.0	65	66	67	68	68	68	68	68	68	69	69	69	69
G 29.0	64	65	66	67	67	67	67	67	68	68	68	68	68
G 30.0	62	64	65	66	66	66	66	67	67	67	67	67	67
G 31.0	60	62	63	65	65	65	65	65	66	66	66	66	66
G 32.0	59	60	62	64	64	64	64	64	64	65	65	65	65
G 33.0	57	58	61	63	63	63	63	63	63	64	64	64	64
G 34.0	55	56	59	62	62	62	62	62	62	62	63	63	63
G 35.0	53	54	57	60	61	61	61	61	61	61	62	62	62
G 36.0	51	52	56	59	60	60	60	60	60	60	60	61	61
G 37.0	49	51	54	58	59	58	59	59	59	59	59	59	59
G 38.0	48	49	52	57	58	57	57	57	57	58	58	58	58
G 39.0	46	47	51	55	56	56	56	56	56	56	56	56	57
G 40.0	45	46	49	54	55	55	55	55	55	55	55	55	55
G 41.0	43	44	47	53	54	53	53	53	53	53	53	53	53
G 42.0	41	42	46	51	52	52	52	52	52	52	51	52	51
G 43.0	40	41	45	50	51	51	51	50	50	50	50	50	49
G 44.0	38	39	43	49	50	49	49	49	48	48	48	48	47
G 45.0	36	38	42	47	48	48	48	47	47	46	46	46	45
G 46.0	35	36	41	46	47	46	46	46	45	45	44	44	44
G 47.0	34	35	39	45	46	45	45	44	43	43	42	42	42
G 48.0	33	34	38	44	44	43	42	41	41	41	41	40	40
G 49.0	32	32	37	42	43	42	41	41	40	39	39	38	38
G 50.0	31	31	35	41	41	40	40	39	38	37	37	37	36
G 51.0	30	30	34	39	39	39	38	37	36	36	35	35	35
G 52.0	29	29	33	38	38	37	36	36	35	34	33	33	33
G 53.0	28	28	32	36	36	35	35	34	33	32	32	32	31
G 54.0	27	28	30	34	35	34	33	32	31	31	30	30	30
G 55.0	26	27	29	33	33	32	32	31	30	29	29	29	29
G 56.0	25	26	28	31	31	30	30	29	28	28	28	28	27
G 57.0	24	25	27	30	30	29	29	28	27	27	26	27	26
G 58.0	23	24	26	28	28	27	27	26	26	25	25	25	25
G 59.0	22	23	24	27	27	26	26	25	24	24	24	24	24
G 60.0	21	22	23	25	25	25	24	24	23	23	23	23	23
G 61.0	20	21	22	24	24	23	23	23	22	22	22	22	22
G 62.0	18	20	21	23	22	22	22	22	21	21	21	21	21
G 63.0	17	19	20	21	21	21	21	21	20	20	20	20	20
G 64.0	16	18	19	20	20	20	20	20	19	19	19	20	19
G 65.0	15	17	18	19	19	19	19	19	18	19	18	19	19
G 66.0	14	16	17	18	18	18	18	18	18	18	17	18	18
G 67.0	13	15	16	17	17	17	17	17	17	17	17	17	17
G 68.0	12	14	15	16	16	16	16	16	16	16	16	16	16
G 69.0	11	13	15	15	15	15	15	15	15	15	15	15	15
G 70.0	11	12	14	14	14	14	14	14	14	14	14	14	14
G 71.0	10	12	13	13	13	13	13	13	13	13	13	13	13
G 72.0	9	11	12	12	12	12	12	12	12	12	12	13	12

**Luminaire**

Code 1692XX/XX

Name PIN

**Measurem.**

Code

Name 2700K CRI 90

Luminaire Flux	192.18 lm	Luminaire Power	6.03 W	Efficacy	31.88 lm/W	Efficiency	100.00%
Sources Flux	192.18 lm	Maximum value	80.54 cd	Position	C=75.00 G=4.00	CG	Sym. on planes 270-90

**Luminous Intensity Table cd Table 2/2**

	C 270.00	C 285.00	C 300.00	C 315.00	C 330.00	C 345.00	C 0.00	C 15.00	C 30.00	C 45.00	C 60.00	C 75.00	C 90.00
G 73.0	9	10	11	11	11	11	12	12	11	12	12	12	12
G 74.0	8	9	10	11	11	10	11	11	11	11	11	11	11
G 75.0	7	9	10	10	10	10	10	10	10	10	10	10	10
G 76.0	7	8	9	9	9	9	9	9	9	9	9	9	9
G 77.0	6	7	8	8	8	8	8	8	8	8	8	8	8
G 78.0	6	6	7	7	7	7	8	8	7	7	7	7	7
G 79.0	5	6	6	6	6	6	7	7	7	7	7	7	7
G 80.0	4	5	6	6	6	6	6	6	6	6	6	6	6
G 81.0	4	4	5	5	5	5	5	5	5	5	5	5	5
G 82.0	3	4	4	4	4	4	4	4	4	4	4	4	4
G 83.0	3	3	3	3	3	3	4	4	3	3	3	3	3
G 84.0	2	2	3	3	3	3	3	3	3	3	3	3	3
G 85.0	2	2	2	2	2	2	2	2	2	2	2	2	2
G 86.0	1	1	2	1	2	1	2	2	2	2	2	2	1
G 87.0	1	1	1	1	1	1	1	1	1	1	1	1	1
G 88.0	1	1	1	1	1	1	1	1	1	1	1	1	1
G 89.0	0	0	0	0	0	0	0	0	0	0	0	0	0
G 90.0	0	0	0	0	0	0	0	0	0	0	0	0	0

**Luminaire**

Code 1692XX/XX

Name PIN

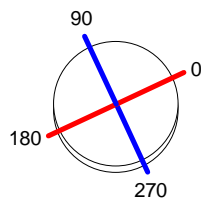
**Measurem.**

Code

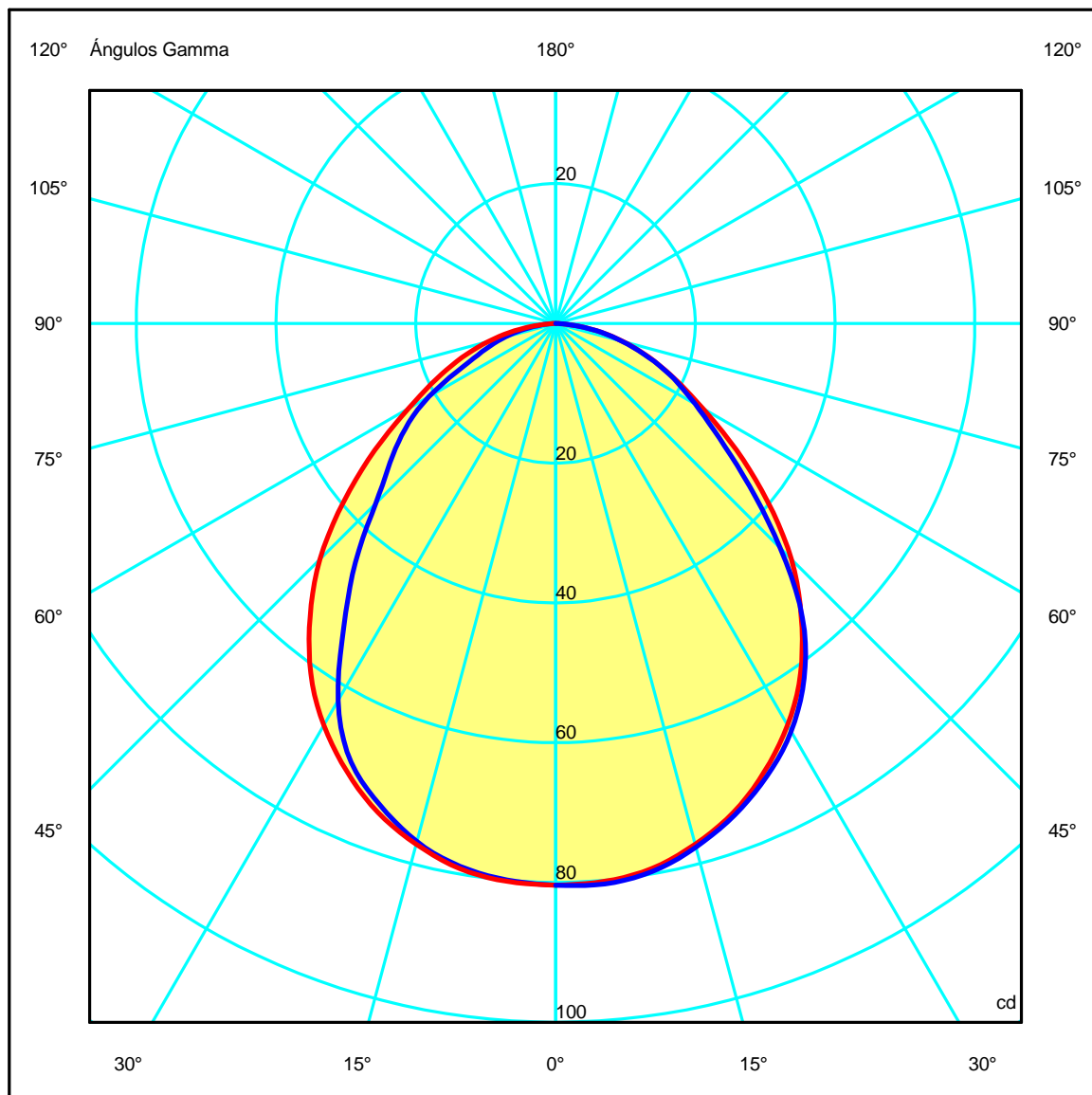
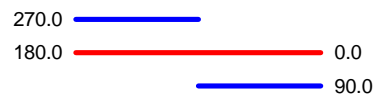
Name 2700K CRI 90

Luminaire Flux	192.18 lm	Luminaire Power	6.03 W	Efficacy	31.88 lm/W	Efficiency	100.00%
Sources Flux	192.18 lm	Maximum value	80.54 cd	Position	C=75.00 G=4.00	CG	Sym. on planes 270-90

Diam=60mm



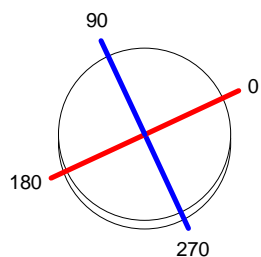
Semiplanos C



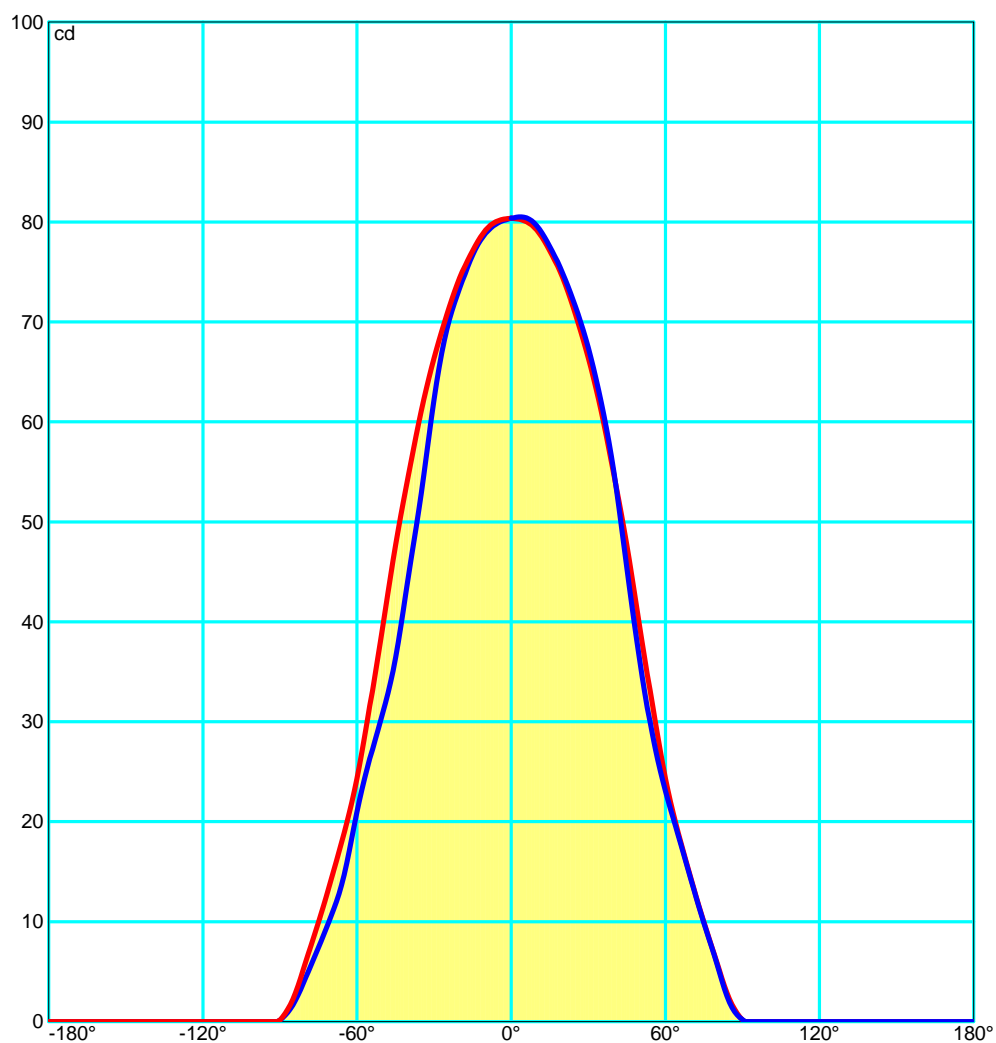
**Luminaire**  
Code 1692XX/XX  
Name PIN  
**Measurem.**  
Code  
Name 2700K CRI 90

Luminaire Flux	192.18 lm	Luminaire Power	6.03 W	Efficacy	31.88 lm/W	Efficiency	100.00%
Sources Flux	192.18 lm	Maximum value	80.54 cd	Position	C=75.00 G=4.00	CG	Sym. on planes 270-90

Diam=60mm



Semiplanos C  
270.0 ——— 0.0  
180.0 ——— 90.0



**Luminaire**

Code 1692XX/XX

Name PIN

**Measurem.**

Code

Name 2700K CRI 90

Luminaire Flux	192.18 lm	Luminaire Power	6.03 W	Efficacy	31.88 lm/W	Efficiency	100.00%
Sources Flux	192.18 lm	Maximum value	80.54 cd	Position	C=75.00 G=4.00	CG Sym. on planes 270-90	

**UGR**  
S = 0.250

Reflectancies										
Ceiling/Cavity	0.7	0.7	0.5	0.5	0.3	0.7	0.7	0.5	0.5	0.3
Walls	0.5	0.3	0.5	0.3	0.3	0.5	0.3	0.5	0.3	0.3
WorkingPlane	0.2	0.2	0.2	0.2	0.2	0.2	0.2	0.2	0.2	0.2
RoomDimensions	Viewed Crosswise					Viewed Endwise				
x=2H y=2H	23.6	24.8	23.9	25.1	25.3	22.8	24.0	23.1	24.3	24.5
x=2H y=3H	24.8	26.0	25.2	26.2	26.5	23.9	25.1	24.3	25.3	25.6
x=2H y=4H	25.4	26.4	25.7	26.7	27.0	24.4	25.4	24.7	25.7	26.0
x=2H y=6H	25.8	26.7	26.1	27.0	27.3	24.7	25.7	25.1	26.0	26.3
x=2H y=8H	25.9	26.8	26.3	27.1	27.5	24.8	25.7	25.2	26.0	26.4
x=2H y=12H	26.0	26.9	26.3	27.2	27.5	24.9	25.7	25.2	26.0	26.4
x=4H y=2H	24.2	25.2	24.5	25.5	25.8	23.6	24.7	23.9	24.9	25.2
x=4H y=3H	25.6	26.5	26.0	26.8	27.2	25.0	25.9	25.4	26.2	26.5
x=4H y=4H	26.3	27.1	26.7	27.4	27.8	25.6	26.4	26.0	26.7	27.1
x=4H y=6H	26.8	27.5	27.2	27.9	28.2	26.0	26.7	26.4	27.1	27.4
x=4H y=8H	27.0	27.6	27.4	28.0	28.4	26.1	26.7	26.6	27.1	27.6
x=4H y=12H	27.1	27.6	27.5	28.0	28.5	26.2	26.7	26.6	27.2	27.6
x=8H y=4H	26.6	27.2	27.0	27.6	28.0	25.9	26.5	26.4	26.9	27.4
x=8H y=6H	27.2	27.7	27.7	28.1	28.6	26.5	27.0	27.0	27.4	27.9
x=8H y=8H	27.4	27.9	27.9	28.3	28.8	26.7	27.1	27.2	27.6	28.1
x=8H y=12H	27.6	28.0	28.1	28.4	28.9	26.8	27.2	27.3	27.7	28.2
x=12H y=4H	26.6	27.1	27.0	27.6	28.0	26.0	26.5	26.4	26.9	27.4
x=12H y=6H	27.3	27.7	27.7	28.2	28.6	26.6	27.0	27.1	27.5	27.9
x=12H y=8H	27.5	27.9	28.0	28.4	28.9	26.8	27.2	27.3	27.6	28.1

**Luminaire**

Code 1692XX/XX

Name PIN

**Measurem.**

Code

Name 2700K CRI 90

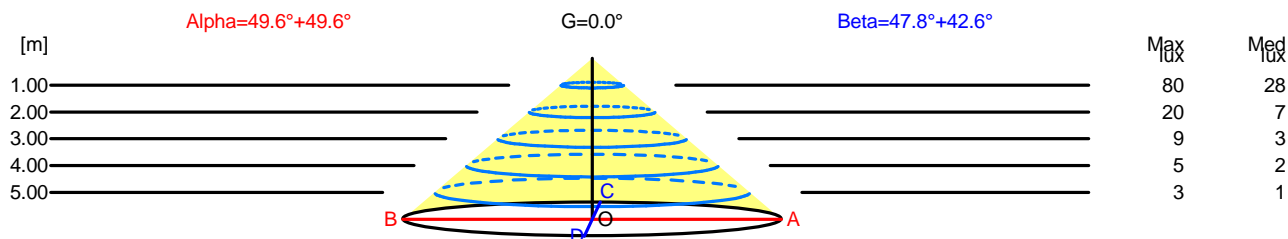
Luminaire Flux	192.18 lm	Luminaire Power	6.03 W	Efficacy	31.88 lm/W	Efficiency	100.00%
Sources Flux	192.18 lm	Maximum value	80.54 cd	Position	C=75.00 G=4.00	CG	Sym. on planes 270-90

Width at 50.00 % of Max Intensity

H[m]	1.00	2.00	3.00	4.00	5.00	H[m]	1.00	2.00	3.00	4.00	5.00
OA	1.18	2.35	3.53	4.71	5.88	OC	1.10	2.20	3.31	4.41	5.51
OB	1.18	2.35	3.53	4.71	5.88	OD	0.92	1.84	2.76	3.68	4.60

Luminous Intensities [ cd]

	0	5	15	25	35	45	55	65	75	85
OA	80.36	80.13	77.14	70.73	61.09	47.71	31.59	18.87	9.94	2.24
OB	80.36	80.13	77.14	70.73	61.09	47.71	31.59	18.87	9.94	2.24
OC	80.36	80.48	77.57	71.50	61.99	45.45	28.62	18.61	9.87	1.90
OD	80.36	79.93	76.74	69.26	52.85	36.42	26.31	14.66	7.41	1.66



H[m]	D[m]	Max lux	Med lux	Alpha=49.6°+49.6°	G=0.0	
1.00	2.35	80	28			
2.00	4.71	20	7			
3.00	7.06	9	3			
4.00	9.41	5	2			
5.00	11.77	3	1			

H[m]	D[m]	Max lux	Med lux	Beta=42.6°+47.8°	G=0.0	
1.00	2.02	80	28			
2.00	4.04	20	7			
3.00	6.06	9	3			
4.00	8.09	5	2			
5.00	10.11	3	1			

**Luminaire**  
Code 1692XX/XX  
Name PIN  
**Measur.**  
Code  
Name 2700K CRI 90

Luminaire Flux	192.18 lm	Luminaire Power	6.03 W	Efficacy	31.88 lm/W	Efficiency	100.00%
Sources Flux	192.18 lm	Maximum value	80.54 cd	Position	C=75.00 G=4.00	CG	Sym. on planes 270-90

Flujo Total=192.18 Flujo Luminaria=192.18

RI	0.60	0.80	1.00	1.25	1.50	2.00	2.50	3.00	4.00	5.00	10.00	20.00
DRR	0.36	0.44	0.52	0.59	0.64	0.72	0.77	0.81	0.86	0.88	0.94	0.97
RC	4	4	4	4	4	4	4	4	4	4	4	3

Flujo Zonal por 1000 Lúmenes

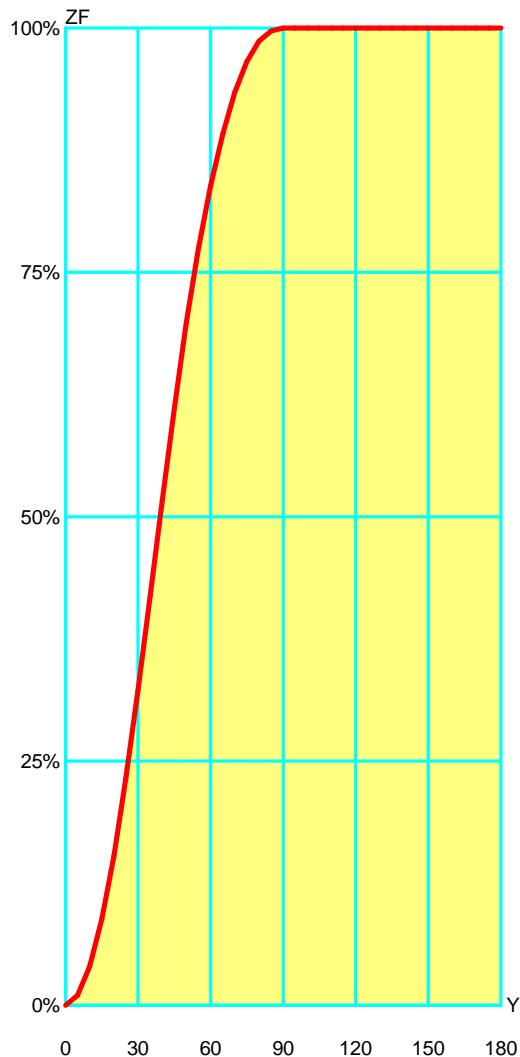
Y°	10	20	30	40	50	60	70	80	90	100	110	120	130	140	150	160	170	180
ZF(Y)	40	153	322	517	699	839	934	987	1000	1000	1000	1000	1000	1000	1000	1000	1000	1000

Códigos de Flujo C.I.E.

54 84 97 100 100

C.I.E. 4/4/4/4/4/4/4/4/4/3  
D DIN 5040 A40  
F UTE 1.00 D  
B NBN BZ 4  
RN 0.00000 %  
BLF 1.0

LOR 100.00000 %  
ULOR 0.00000 %  
DLOR 100.00000 %  
UFF 0.00000 %  
DFF 100.00000 %  
FFR 0.00000 %



Flujo Zonal				
Gamma °	Flujo	Suma lm	Flujo [%]	Suma [%]
0°	0.00	0.00	0.00 %	0.00 %
5°	9.99	9.99	1.00 %	1.00 %
10°	29.69	39.67	2.97 %	3.97 %
15°	48.31	87.99	4.83 %	8.80 %
20°	65.02	153.01	6.50 %	15.30 %
25°	79.15	232.16	7.92 %	23.22 %
30°	90.05	322.21	9.01 %	32.22 %
35°	96.55	418.76	9.66 %	41.88 %
40°	98.10	516.86	9.81 %	51.69 %
45°	94.80	611.66	9.48 %	61.17 %
50°	87.02	698.69	8.70 %	69.87 %
55°	76.13	774.82	7.61 %	77.48 %
60°	64.12	838.94	6.41 %	83.89 %
65°	52.72	891.66	5.27 %	89.17 %
70°	42.15	933.82	4.22 %	93.38 %
75°	31.72	965.53	3.17 %	96.55 %
80°	21.16	986.70	2.12 %	98.67 %
85°	10.53	997.23	1.05 %	99.72 %
90°	2.77	1000.00	0.28 %	100.00 %
95°	0.00	1000.00	0.00 %	100.00 %
100°	0.00	1000.00	0.00 %	100.00 %
105°	0.00	1000.00	0.00 %	100.00 %
110°	0.00	1000.00	0.00 %	100.00 %
115°	0.00	1000.00	0.00 %	100.00 %
120°	0.00	1000.00	0.00 %	100.00 %
125°	0.00	1000.00	0.00 %	100.00 %
130°	0.00	1000.00	0.00 %	100.00 %
135°	0.00	1000.00	0.00 %	100.00 %
140°	0.00	1000.00	0.00 %	100.00 %
145°	0.00	1000.00	0.00 %	100.00 %
150°	0.00	1000.00	0.00 %	100.00 %
155°	0.00	1000.00	0.00 %	100.00 %
160°	0.00	1000.00	0.00 %	100.00 %
165°	0.00	1000.00	0.00 %	100.00 %
170°	0.00	1000.00	0.00 %	100.00 %
175°	0.00	1000.00	0.00 %	100.00 %
180°	0.00	1000.00	0.00 %	100.00 %



**Luminaire**  
 Code 1692XX/XX  
 Name PIN  
**Measurem.**  
 Code  
 Name 2700K CRI 90

Luminaire Flux	192.18 lm	Luminaire Power	6.03 W	Efficacy	31.88 lm/W	Efficiency	100.00%
Sources Flux	192.18 lm	Maximum value	80.54 cd	Position	C=75.00 G=4.00	CG	Sym. on planes 270-90

Isolux (Floor)

Luminaire position X=0.00m Y=0.00m Z=2.50m

